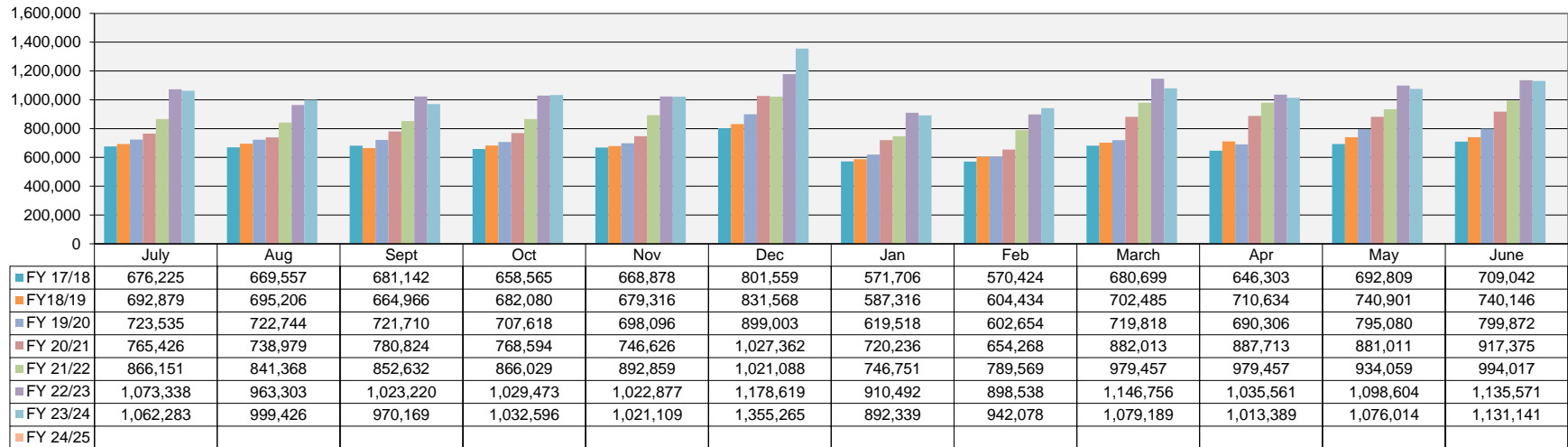
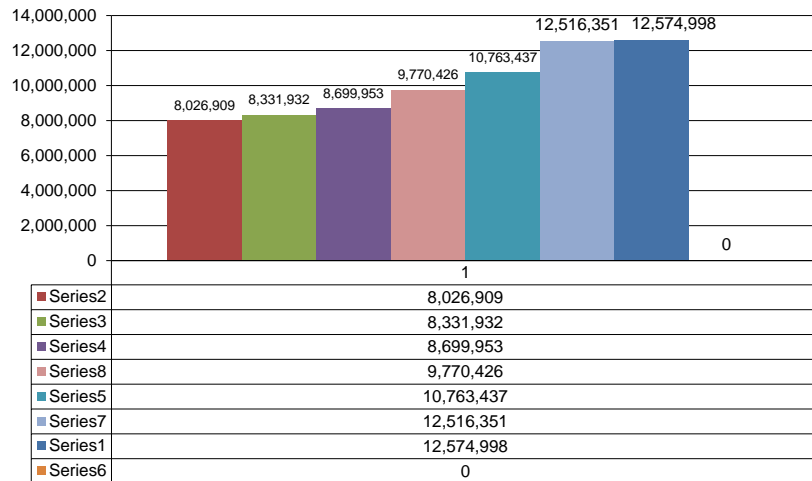


Sales Tax



Sales Tax Revenue Year-to-Date

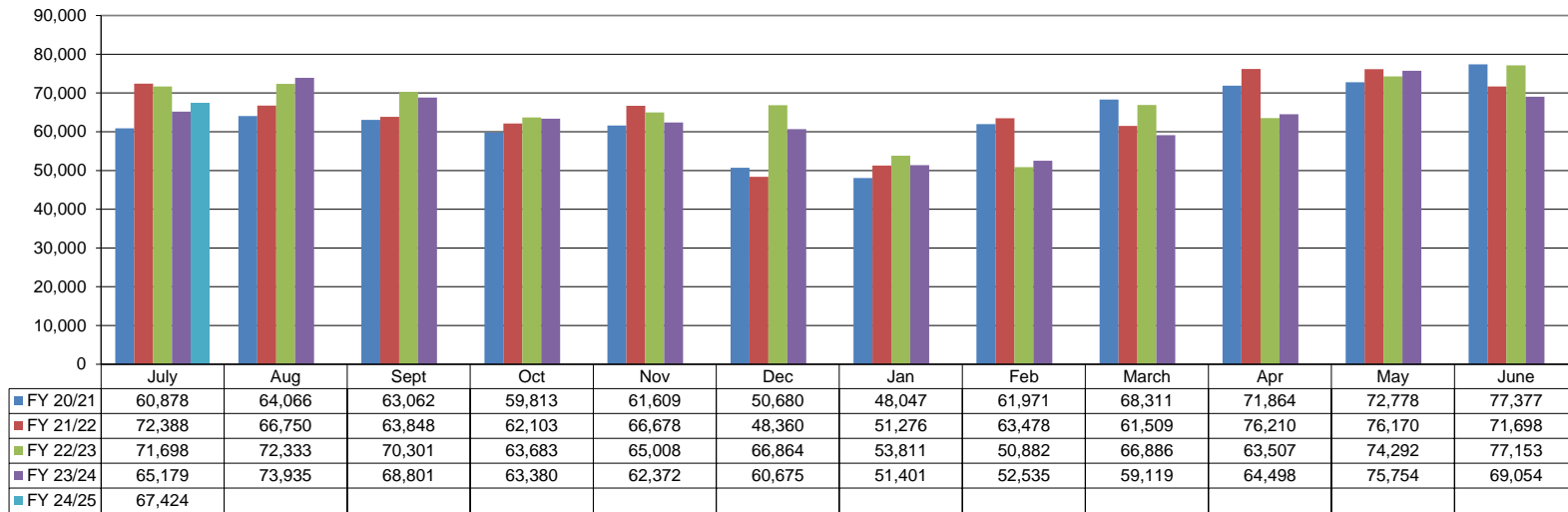


*COLLECTIONS IN THE CITY OF CROSSVILLE

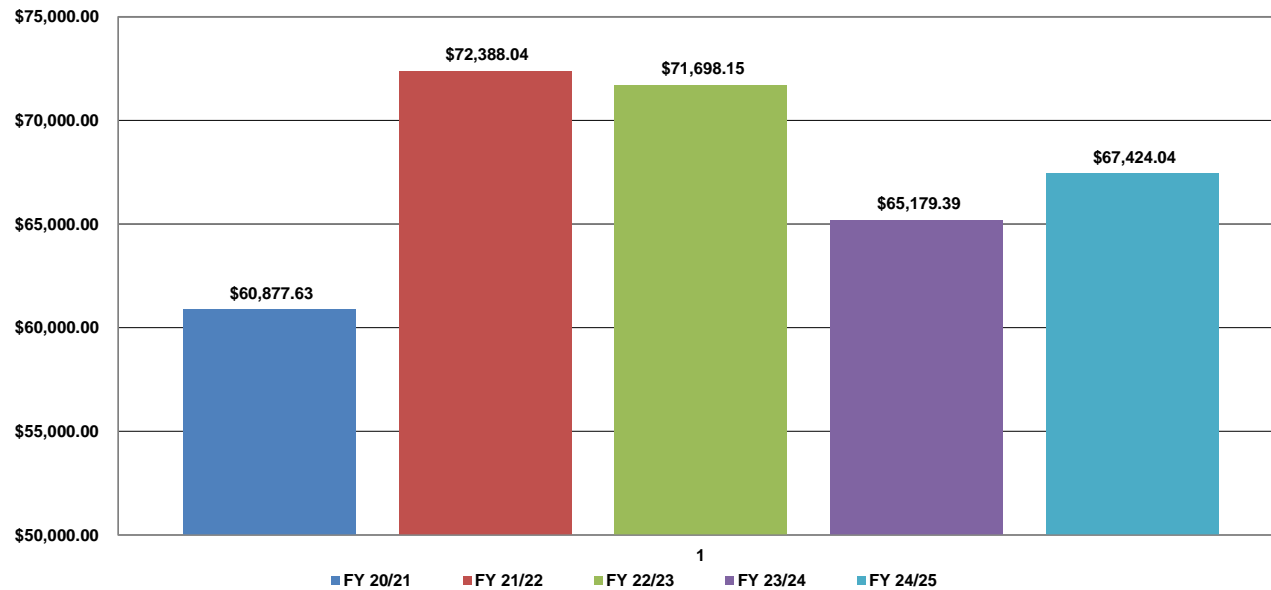
State of TN Cost of Administration	1.125%	\$	25,772.38
Net Collections (sent to Trustee's office)		\$	2,265,106.16
Local Option Out of State Distribution		\$	19,827.04
Trustee of Cumberland County	1%	\$	22,651.06
Net To Be Distributed		\$	2,262,282.13
CITY OF CROSSVILLE SPLIT			
Check to City of Crossville		\$	1,131,141.07
Check to Cumberland County Board of Education		\$	1,131,141.07

*Totals reported in August but actually collected in June

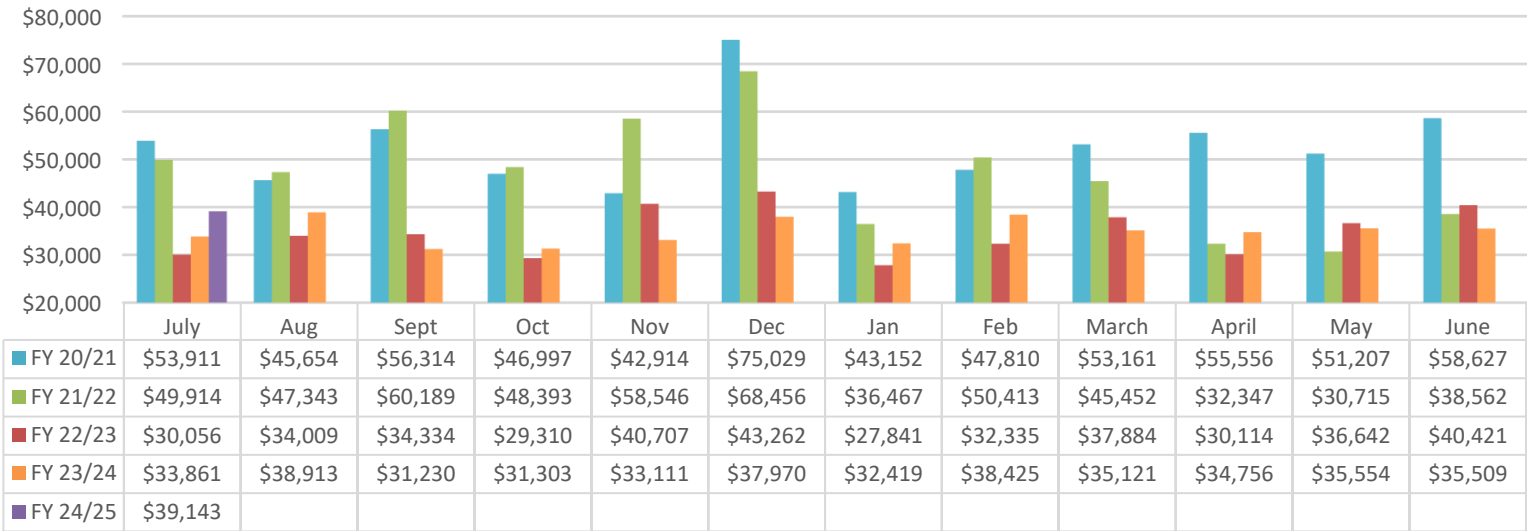
Wholesale Beer Tax



Wholesale Beer Tax Revenue Year To Date

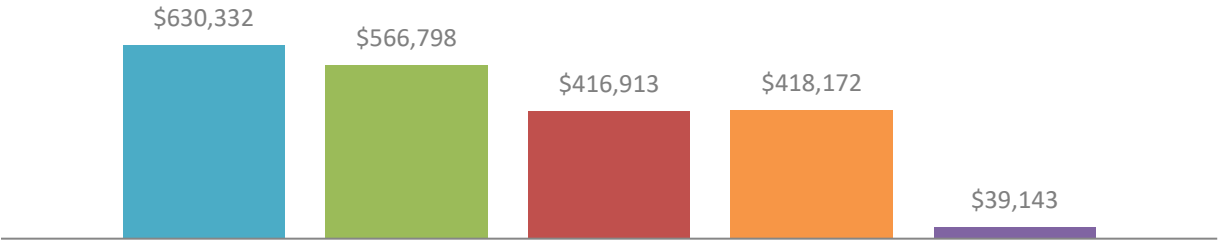


Liquor Tax

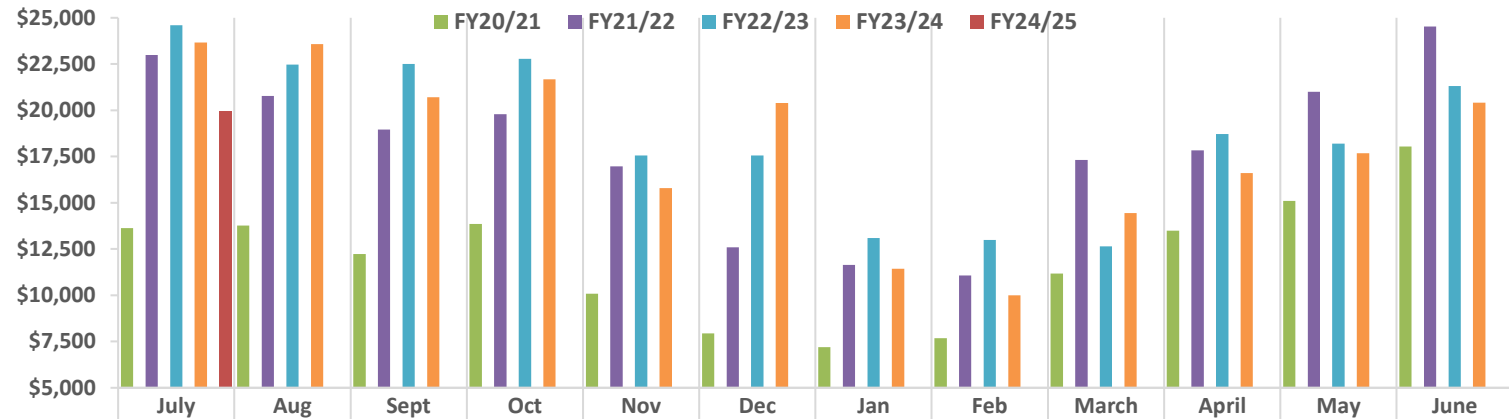


Liquor Tax
Fiscal Year to Date

FY 20/21 FY21/22 FY22/23 FY 23/24 FY 24/25

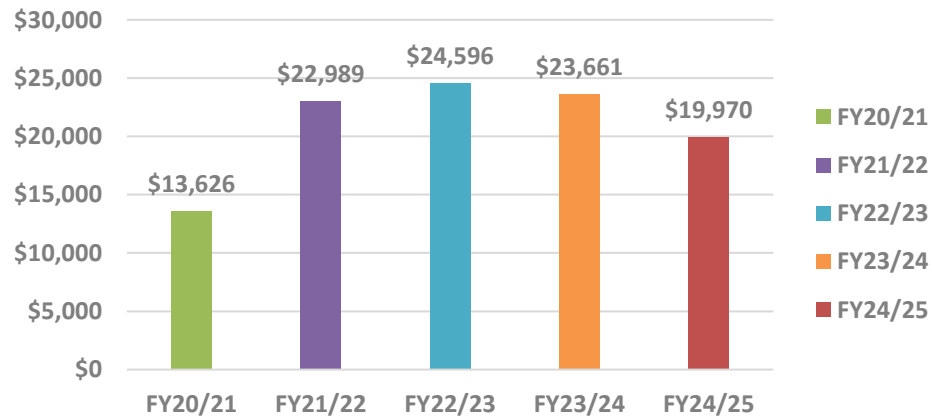


HOTEL OCCUPANCY TAX



	July	Aug	Sept	Oct	Nov	Dec	Jan	Feb	March	April	May	June
FY20/21	\$13,626	\$13,762	\$12,228	\$13,859	\$10,089	\$7,934	\$7,194	\$7,674	\$11,174	\$13,495	\$15,107	\$18,045
FY21/22	\$22,989	\$20,773	\$18,959	\$19,785	\$16,977	\$12,596	\$11,645	\$11,066	\$17,324	\$17,832	\$21,000	\$24,535
FY22/23	\$24,596	\$22,474	\$22,499	\$22,779	\$17,560	\$17,560	\$13,095	\$12,993	\$12,646	\$18,716	\$18,192	\$21,317
FY23/24	\$23,661	\$23,574	\$20,700	\$21,667	\$15,791	\$20,389	\$11,442	\$10,003	\$14,439	\$16,610	\$17,676	\$20,420
FY24/25	\$19,970											

Hotel Occupancy Tax - Year to Date



Monthly Stats
August 2024

CITATIONS		OFFENSES		ARRESTS	
Ran Stop Sign	4	Burglary	6	Burglary	2
Speeding	28	Theft from Vehicle	2	Theft All Other	2
Seatbelt Violation	13	Theft of Vehicle Parts	1	Shoplifting	4
Child Restraint Violation	1	Theft All Other	11	Assault	2
Ran Traffic Light	5	Criminal Trespassing	1	Domestic Assault	6
Viol. Open Container	1	Fraud	5	Viol. OP/Bond Conditions	5
Registration Violation	27	Assault	6	Resist/Evading Arrest	4
Light Law Violation	25	Shoplifting	6	Drug Violation	11
Due Care	1	Drug Violation	1	Drug Equipment	11
Insurance Violation	19	Lost Property	1	DUI	11
Improper Use of Lane	1	Vandalism	6	Embezzlement	2
Wrong Address DL	1	Forcible Fondling	1	DOR/DOS/No DL	11
Texting While Driving	6	Death	4	Wepons Law Violation	5
Fire Code Violation	2	Vehicle Theft	2	Public Intoxication	17
Failure to Yield	2	Harassment	1	Criminal Trespass	3
Window Tint Violation	1	Drug Equipment	1	Vandalism	2
Illegal Turn	2	Rape	2	Assault on Officer	2
No DL	2	Intimidation	2	Traffic Violations	7
		Property Damage	2	Viol. Of Implied Consent	1
		Recovery	1	Warrant	24
		Runaway	1	Theft of Vehicle Parts	1
		Overdose	6	Reckless Endangerment	2
		Road Rage	1	Theft from Vehicle	1
		Scam	1	Forgery	1
		Pornography	1	Counterfeit	3
		Elder Neglect	1	Criminal Impersonation	3
		Att. Car Jacking	1	Underage Consumption	2
TOTAL	141	TOTAL	74	Tampering with Evidence	1
SPEED WARNINGS	0	JUVENILE ARRESTS		TOTAL	146
WARNINGS	0	Assault	6	SOCIAL SERVICES	
Accidents		Underage Consumption	3	VICTIM CONTACTS	13
Fatality	0	Vehicle Theft	1	INFO/REFERAL/SERVICES	4
With Injury	8	Domestic Assault	1	ROAD CALLS	2131
Without Injury	28	Unruly Juvenile	2	SCHOOL CALLS	1453
Minor	64	Runaway	3	ANIMAL CONTROL CALLS	61
TOTAL	100	TOTAL	16	TOTAL CALLS	3645

* August 2nd provided traffic and crowd control for Friday at the Crossroads.

* August 19th-24th provided security for the Cumberland County Fair.

SRO Monthly Report
August 2024

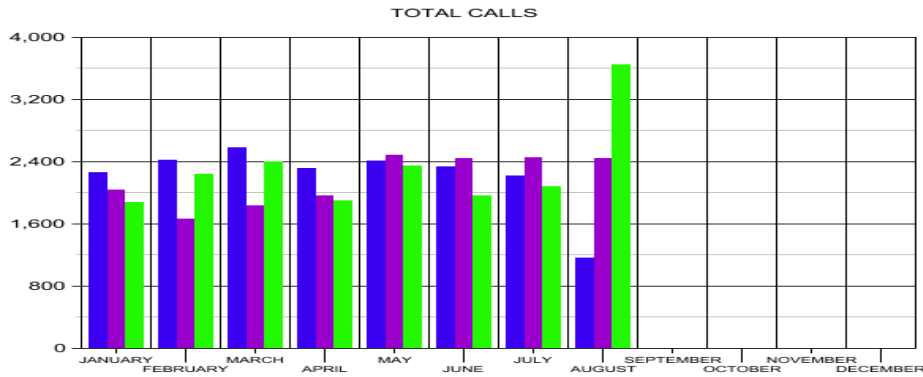
ACTIVITY		Martin	CCHS	SMHS	Phoenix	TOTAL
OFFENSE REPORTS		0	1	9	2	12
INCCIDENT REPORTS		2	2	8	0	12
ACCIDENT REPORTS		0	1	0	0	1
ARREST/CITATIONS ISSUED		0	0	10	0	10
ASSAULT		0	0	5	0	5
AGGRAVATED ASSAULT		0	0	2	0	2
DISORDERLY CONDUCT		1	0	0	0	1
VANDALISM		0	0	0	0	0
THEFT RELATED		0	0	2	0	2
WEAPON RELATED		0	0	0	0	0
TRAFFIC RELATED		0	0	0	0	0
ALCOHOL RELATED						
	POSSESSION	0	0	0	0	0
	UNDER INFLUENCE	0	0	0	0	0
TOBACCO RELATED						
	VAPE	0	5	3	0	8
	VAPE THC	0	1	0	0	1
DRUG RELATED						
	POSSESSION	0	0	0	0	0
	UNDER INFLUENCE	0	0	0	0	0
CONSULTATION SESSIONS						
WITH	STUDENTS	34	101	839	33	1007
	PARENTS	16	21	72	1	110
	FACULTY	28	34	187	0	2
X-CURRICULAR ACTIVITIES		0	5	4	0	9
SCHOOL RELATED MEETINGS		0	0	0	2	2
TRAINING/RESEARCH		3	0	0	0	3
STUDENT SERVICES		14	0	0	0	14
CLASSROOM INSTRUCTION		0	0	5	0	5
TOTALS		98	171	1146	38	1453



CROSSVILLE POLICE DEPARTMENT STAT COMPARISONS

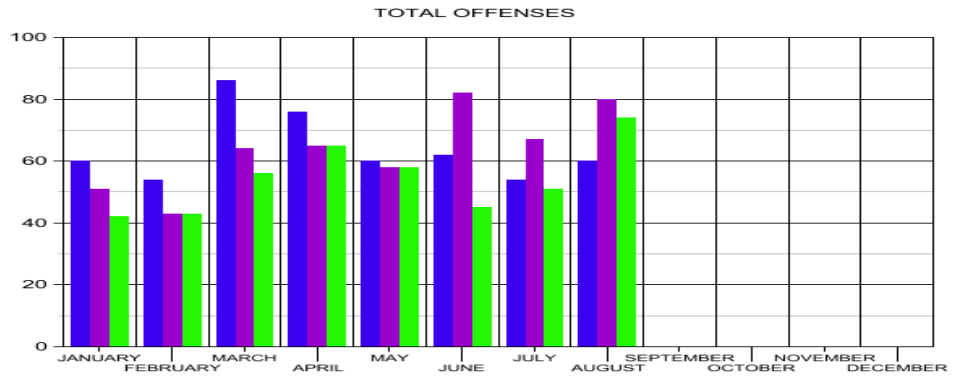
YEAR TO YEAR— JUNE 2024

2022 2023 2024



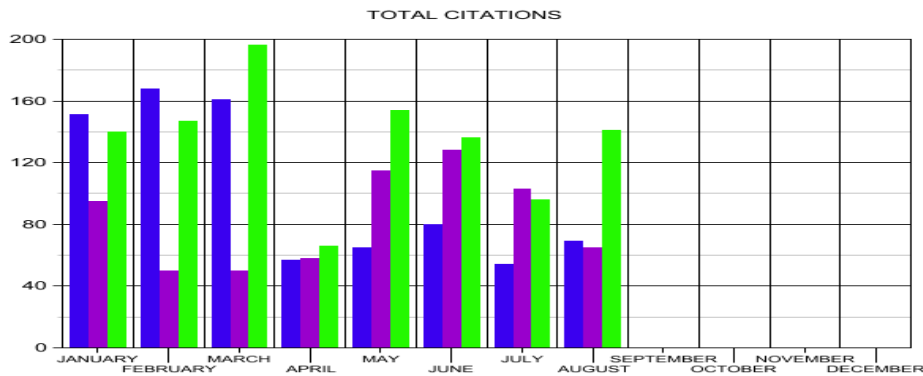
CALLS

2022—17,714 2023—17,309 2024—18,577



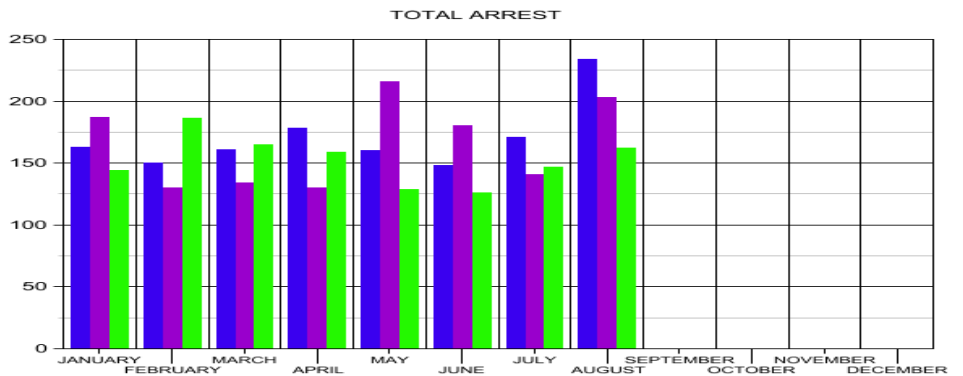
OFFENSES

2022—512 2023—510 2024—434



CITATIONS

2022—791 2023—652 2024—1,075



ARREST

2022—1,377 2023—1,285 2024—1,200



CROSSVILLE POLICE DEPARTMENT

STAT COMPARISONS

AUG 2024 TOTAL CALLS - 3,645

JULY 2024 TOTAL CALLS - 2,155

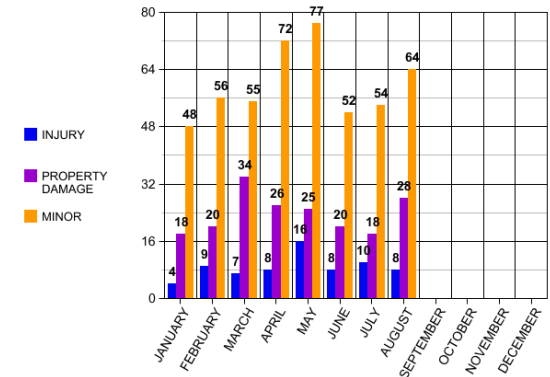
YEAR TO DATE - 18,577

SPECIAL EVENTS

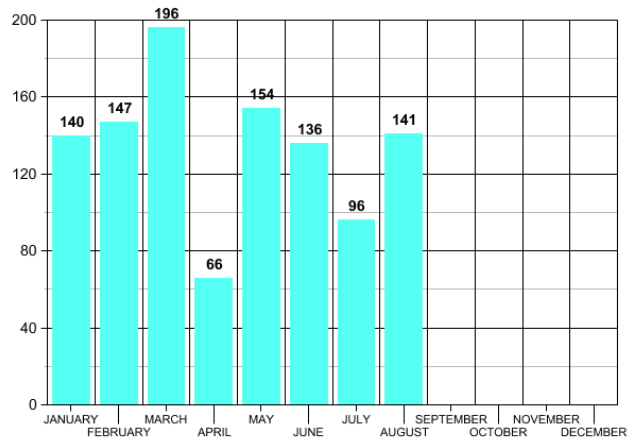
FRI @ CROSSROADS

CUMB COUNTY FAIR
SECURITY

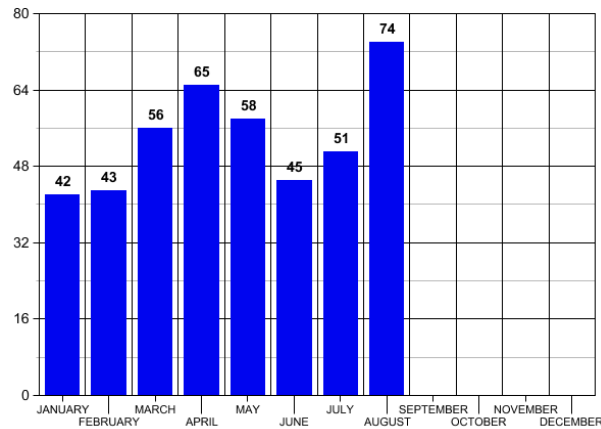
MONTHLY ACCIDENTS



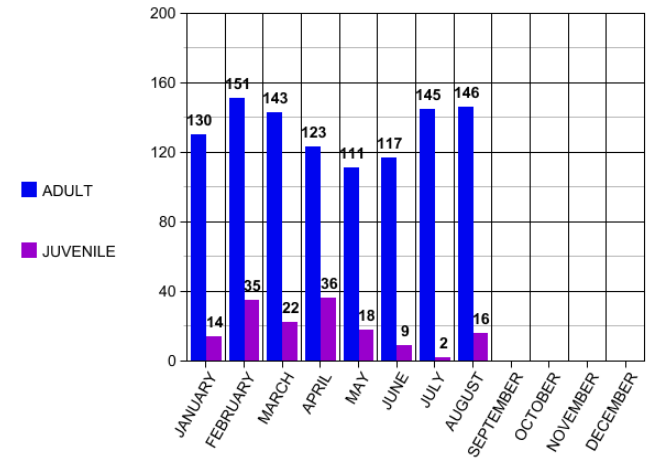
MONTHLY CITATIONS



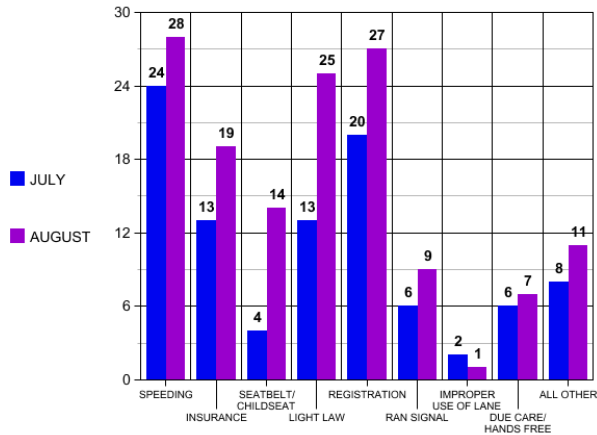
MONTHLY OFFENSES



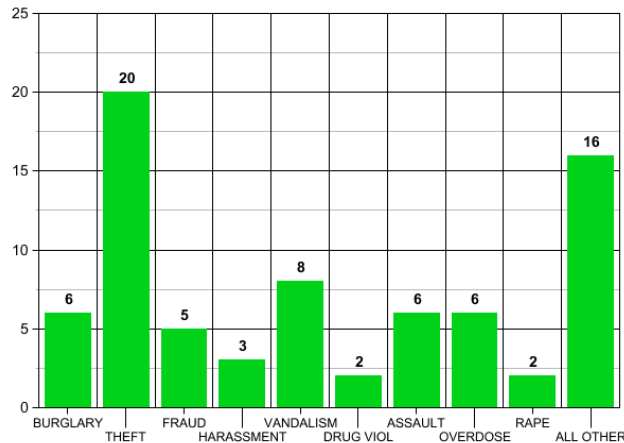
MONTHLY ARREST



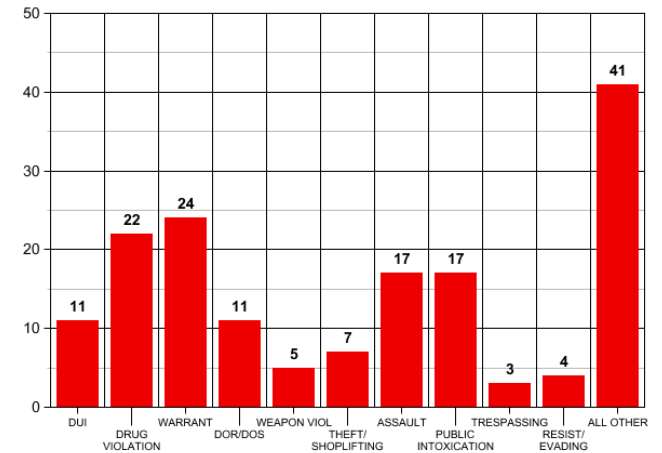
PREVIOUS MONTH CITATION COMPARISON



OFFENSE BY CATEGORY

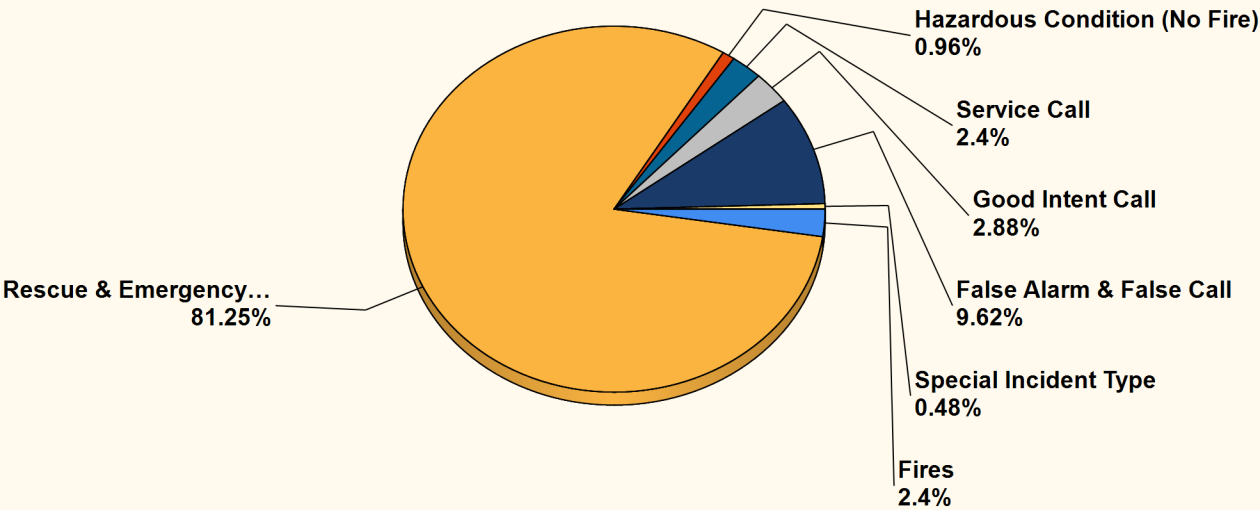


ARREST BY CATEGORY



Breakdown by Major Incident Types for Date Range

Zone(s): All Zones | Start Date: 08/01/2024 | End Date: 08/31/2024



MAJOR INCIDENT TYPE	# INCIDENTS	% of TOTAL
Fires	5	2.4%
Rescue & Emergency Medical Service	169	81.25%
Hazardous Condition (No Fire)	2	0.96%
Service Call	5	2.4%
Good Intent Call	6	2.88%
False Alarm & False Call	20	9.62%
Special Incident Type	1	0.48%
TOTAL	208	100%

Detailed Breakdown by Incident Type

INCIDENT TYPE	# INCIDENTS	% of TOTAL
111 - Building fire	3	1.44%
140 - Natural vegetation fire, other	1	0.48%
141 - Forest, woods or wildland fire	1	0.48%
321 - EMS call, excluding vehicle accident with injury	157	75.48%
322 - Motor vehicle accident with injuries	10	4.81%
324 - Motor vehicle accident with no injuries.	2	0.96%
412 - Gas leak (natural gas or LPG)	1	0.48%
445 - Arcing, shorted electrical equipment	1	0.48%
500 - Service Call, other	1	0.48%
520 - Water problem, other	1	0.48%
551 - Assist police or other governmental agency	1	0.48%
553 - Public service	1	0.48%
561 - Unauthorized burning	1	0.48%
600 - Good intent call, other	1	0.48%
611 - Dispatched & cancelled en route	2	0.96%
631 - Authorized controlled burning	2	0.96%
651 - Smoke scare, odor of smoke	1	0.48%
700 - False alarm or false call, other	3	1.44%
730 - System malfunction, other	1	0.48%
733 - Smoke detector activation due to malfunction	1	0.48%
735 - Alarm system sounded due to malfunction	1	0.48%
743 - Smoke detector activation, no fire - unintentional	7	3.37%
745 - Alarm system activation, no fire - unintentional	7	3.37%
900 - Special type of incident, other	1	0.48%
TOTAL INCIDENTS:	208	100%

Only REVIEWED and/or LOCKED IMPORTED incidents are included. Summary results for a major incident type are not displayed if the count is zero.



Crossville Fire Dept.

Crossville, TN

This report was generated on 9/3/2024 8:22:30 AM

CROSSVILLE



Daily Log Items per Activity Code for Date Range with Personnel

Activity Codes: Water Log - Commercial Water Log | Start Date: 08/01/2024 | End Date: 08/31/2024

Water Log - Commercial Water Log

START DATE	END DATE	DURATION (hh:mm)	STATION	APPARATUS	PERSONNEL	NOTES
08/01/2024 07:12:00					Grissom, Samuel	Loftios underground 931 372 1956 250 gal
08/02/2024 06:13:00	08/02/2024 06:13:00	0:00			Horn, Dylan	Work Zone Traffic Control 175 gallons
08/02/2024 07:15:00					Hamilton, Hunter K	Work zone traffic control 615-569-5309 500 gal
08/02/2024 14:16:00	08/02/2024 14:16:00	0:00	ST2 - CFD Station 2		Phipps, Phillip	work zone traffic control Kevin Ford 500 gallons
08/03/2024 07:54:00	08/03/2024 07:54:00	0:00			Bond, Matthew	Work Zone Traffic control Kevin Ford 1000 gallons
08/05/2024 13:34:00	08/05/2024 13:34:00	0:00			Stilley, Joshua	Amanda Waldo 275 gallons
08/06/2024 07:19:00	08/06/2024 07:19:00	0:00			DeRossett, Jake P	Rogers Group 8/6/24 700 gallon
08/06/2024 07:20:00	08/06/2024 07:20:00	0:00			DeRossett, Jake P	Walker Construction 8/6/24 500 gallon
08/08/2024 06:14:00	08/08/2024 06:14:00	0:00			Kemmer, Todd	Roger's Group 3,700 Gallons 8/8/2024
08/08/2024 09:54:00					Winningham, Travis	Rodgers group 3000 gallon
08/08/2024 13:48:00					Winningham, Travis	Rodgers group 3000 gallons
08/08/2024 15:54:00	08/08/2024 15:54:00	0:00			Osmun, Alex	Walker Construction 1000 GL
08/09/2024 07:39:00	08/09/2024 07:39:00	0:00			Bond, Matthew	Work zone traffic control 250 gallons
08/10/2024 09:40:00	08/10/2024 09:40:00	0:00			Horn, Dylan	James Robinson 275 gallons 423 333 9666
08/10/2024 21:15:00	08/10/2024 21:15:00	0:00			Horn, Dylan	Amanda Waldo 240 gallons
08/14/2024 15:34:00					Tinch, Richard	Amanda Waldo 200 gal
08/15/2024 18:18:00	08/15/2024 18:18:00	0:00			Driver, Tyler	275 James Robinson
08/16/2024 14:25:00	08/16/2024 14:25:00	0:00			Connell , Jeff	Roden. 650 gallon
08/17/2024 07:30:00	08/17/2024 07:30:00	0:00			Stilley, Joshua	James Robinson 275 gallons.
08/23/2024 17:40:00	08/23/2024 17:40:00	0:00			Stilley, Joshua	Amanda Waldo 275 gallons
08/26/2024 16:31:00	08/26/2024 16:31:00	0:00			Stilley, Joshua	Amanda Waldo. 275 gallons

Displays all Daily Log Items with personnel list for DATE RANGE and ACTIVITY CODE, grouped by Activity Code



emergencyreporting.com

Doc Id: 1668

Page # 1 of 2

08/27/2024 07:35:00	08/27/2024 07:35:00	0:00			Bond, Matthew	Twin K Construction 400 gallons
08/28/2024 09:56:00	08/28/2024 09:56:00	0:00			Sparks, Kaden	300 gallons Roger's Group
08/29/2024 09:22:00	08/29/2024 09:22:00	0:00	ST2 - CFD Station 2		Phipps, Phillip	James Roberson 275 gallons 1-423-333-9666
08/29/2024 13:28:00					Hamilton, Hunter K	Twin K construction 200 gal 931-644-0253
						Total Items: 25
						Grand Total Items: 25

Displays all Daily Log Items with personnel list for DATE RANGE and ACTIVITY CODE, grouped by Activity Code

	Consumption	Water loss - flushing	Water loss - leaks	Water loss-fire fighting	Total Internal Use	Unaccounted-for Water	Pumped Water	LOSS %
2023								
January	97,204,700	1,029,288	158,994	1,350	1,189,632	23,639,568	122,033,900	19%
February	99,352,300	280,135	929,232	53,200	1,262,567	7,113,733	107,728,600	7%
March	81,619,500	593,713	2,016,336	500	2,610,549	36,473,251	120,703,300	30%
April	81,438,000	296,889	851,118	6,700	1,154,707	38,405,193	120,997,900	32%
May	94,928,100	323,566	1,962,690	10,200	2,296,456	30,542,044	127,766,600	24%
June	101,422,500	212,007	960,264	27,800	1,200,071	28,538,929	131,161,500	22%
July	99,325,500	28,940	724,620	13,150	766,710	35,603,190	135,695,400	26%
August	105,482,100	788,301	2,702,814	13,140	3,504,255	26,023,945	135,010,300	19%
September	105,282,800	4,188,377	590,844	59,195	4,838,416	11,620,584	121,741,800	10%
October	100,558,800	11,216	1,796,884	64,150	1,872,250	22,794,380	125,225,430	18%
November	105,902,000	97,408	590,078	8,855	696,341	9,398,859	115,997,200	8%
December	98,116,700	0	0	4,000	4,000	25,991,400	124,112,100	21%
2024								
January	88,553,100	378,481	3,495,413	0	3,873,894	39,582,706	132,009,700	30%
February	105,450,600	509,475	141,116	720	651,311	3,165,589	109,267,500	3%
March	90,362,500	293,661	382,776	25,360	701,797	19,023,803	110,088,100	17%
April	89,912,900	23,866	2,199,219	1,800	2,224,885	19,623,215	111,761,000	18%
May	95,249,300	60,692	2,820,340	6,835	2,887,867	22,702,133	120,839,300	19%
June	98,602,900	123,767	2,447,742	30,475	2,601,984	25,893,816	127,098,700	20%
July	115,335,300	238,550	3,193,598	12,180	3,444,328	15,916,372	134,696,000	12%
August	123,053,100	723,971	3,740,784	17,315	4,482,070	5,884,230	133,419,400	4%
September								
October								
November								
December								
TOTAL:								
6 mos	612,516,000	1,464,507	14,784,459	93,965	16,342,931	109,043,569	737,902,500	15%
12 mos	1,216,380,000	6,649,465	21,398,793	230,885	28,279,143	221,597,087	1,466,256,230	15%

MONTHLY REPORT

Street Department

August 2024

Street Department Work Orders:

- Sweeper Truck 6
 - 7 Loads of debris, 131 locations
- Pothole Repair 1
 - Southridge, Tabor Drive, Fawn Loop, Mockingbird Drive
- Reshape shoulders & ditch lines 2
 - Cook Road, Taylor, Woodlawn
- New culvert installs 1
 - Dorton Road
- Replace culvert 2
 - Bobwhite Drive, Southridge Circle
- Brush Removal 6
 - 10 Loads, 64 locations
- Concrete Work
 - Neecham Street Sidewalk
- Durapatching 4
 - 16 Locations
- Surface Replacement
 - Best Friends Veterinary Clinic parking lot

Sign and Electrical Maintenance Work Orders:

- Traffic Signal Maintenance
 - Lantana Road @ Dunbar Road
- Electrical Maintenance on Street Lights
 - Centennial Park
- Preventive maintenance on signals 11 Locations
- Sign repair/Maintenance and Fabricating letters 15 Work orders
 - 17 Locations
- Misc. Work with Bucket Truck
 - Flag the cemetery
 - Relay for Life banners

Miscellaneous:

- Recreation center lot
- Mirror at Rector Avenue
- Tile building demo
- Whisper Aero Project at the Airport
- Repair road – Meadow Park Water Treatment Plant
- Sewer Rehab Repair on Braun Street
- Assist Water Treatment plant with cleaning the sludge ponds
- Tree removal on Holiday Drive
- Road closure for Friday Night @ the Crossroads
- Beeper Call-outs: Reset light; Stop sign (Grove Loop)

AUGUST 2024 MONTHLY REPORT

MAINTENANCE DEPARTMENT

GENERAL MAINTENANCE WORK ORDERS COMPLETED: 93

SPECIAL PROJECTS/WORK ORDERS:

- Fence at Airport
- Clean up for codes off Lantana Road
- Pour dog pen for Police Department
- Remove Airport sign
- Tear down pump station at Colinx

SERVICE TRUCK CALLS: 24

VEHICLE/EQUIPMENT SERVICES AND REPAIRS:

- CODES
 - NONE
- AIRPORT
 - NONE
- CATOOSA
 - Little Obed generator – Service
 - Unit 1200 – Service
- FIRE
 - Squad II – Service
 - Unit 18 – Replaced both quartz lights with L.E.D. lights.
 - Unit 540 – Install relay for auxiliary radios; battery (passenger side)
 - Squad I – Replace heater core coolant hoses, fill system with coolant – run & test, found low coolant light on – troubleshoot. Found bad float in tank – replaced tank.
 - Unit 16 – Replaced exhaust tip.
 - Ladder 1 – Remove and reinstall check valves for engine air box.
 - Ladder 2 – Replace on-board battery charger.
- MAINTENANCE
 - Ex Mark Zero Turn Mower – Replaced radiator fan.
 - Unit 209 – Swapped lights and radio from old 209, floor mats.
 - Unit 208 – Service, air filter.
- WATER TRANSMISSION/SEWER
 - Unit 402 – Install floor mats, install light bar and ran wires.
 - Unit 435 – Service
 - Unit 452 – Service VAC, blow out air filter for VAC.

- MEADOW PARK LAKE
 - NONE
- STREET
 - Unit 621 – Replaced hood cable and push button. Repaired hydraulic leak.
 - Unit 604 – Recharge A/C
 - Concrete trailer – Install tail lights and housings.
 - Unit 631 – Replaced hose on durapatch wand.
 - Unit 641 – Remove and reinstall crankcase filter, inspect for boost pressure leaks – remove piping and coder (no leaks found), test drive – no codes at this time.
 - Unit 642 – Install New NOX sensor, remove DPF & DOC for cleaning, install new gaskets and clamp, test drive truck, perform stationary regen.
 - Unit 609 – Service, service sweeper engine, install new gutter broom motor & disc on right side of truck.
- POLICE
 - Unit 12 – Service
 - Unit 35 – Service
 - Unit 26 – Service air filter, cabin air filter, replace radar.
 - Unit 05 – Service
 - Unit 63 – Service
 - Unit 38 – Service, cabin air filter, rear wiper blade.
 - Unit 24 – Axle assembly (right, front)
 - Unit 71 – Service, install radar unit
 - Unit 07 – Service, cabin air filter
 - Unit 77 – Rack & pinion, battery
 - Unit 36 – Service, wiper blades, air filter, front pads & rotors, rear pads & rotors, rear shocks (L & R), passenger side seat belt retractor.
 - Unit 80 – Service, wiper blades, air filter, front pads & rotors, belt tensioner, spotlight ON/OFF switch.
 - Unit 30 – Install radar unit.
 - Unit 31 – Service
 - Unit 21 – Service, right-front brake caliper, found left-front CV axle boot leaking (warranty), found water pump leaking (warranty).
 - Unit 45 – Install new driver wheel well trim, remove old radar and install new one.
 - Unit 37 – Remove driver seat to retrieve ID that was lost.
- PARKS & RECREATION
 - Unit 704 - Starter
- WATER TREATMENT
 - NONE
- IT DEPARTMENT
 - NONE
- EMERGENCY MANAGEMENT
 - Unit 144 – Replaced siren speaker.
- ENGINEERING
 - NONE

- CEMETERY
 - NONE
- STORM WATER
 - NONE
- VEOLIA
 - Spreader – Replaced radiator, electric fan and fan relay.
- CENTRAL STAFF
 - City Manager – Service

Utility Maintenance

Aug-24
Monthly Report

<u>Locations:</u>	372
-------------------	-----

<u>Backflows Tested:</u>	48
--------------------------	----

<u>Grinder Pumps Sold:</u>	0
----------------------------	---

<u>Preliminary Inspections:</u>	7
---------------------------------	---

<u>Final Inspections:</u>	1
---------------------------	---

<u>Replacement Pumps</u>	0
--------------------------	---

<u>Grinder Pumps Repairs</u>	20
------------------------------	----

<u>Meter:</u>	Turn-Ons	31
	Turn-Offs	27
	Occupant Changes	83
	Reinstates	45
	Checks, Replacement, Repair	20
	Water Taps	4
	Main Line Leaks	4
	Service Repairs	3

<u>Total Water Loss:</u>	797,101.1 gallons
--------------------------	-------------------

<u>Sewer Taps</u>	6
-------------------	---

<u>Sewer Line Repairs</u>	9
---------------------------	---

<u>Graves</u>	7
---------------	---

<u>Pipe Installed</u>	65' of 3/4" copper
	0' of 1" copper
	0' of 2" copper
	3' of 6" PVC
	0' 12" PVC
	5' 2" PVC
	33' of 4" pvc
	0' of 3/4 PVC
	0' of 1" PVC
	0 of 4" HDPE
	0' of 2" HDPE

0' of 10" pvc
0' of 8" pvc

Monthly Summary

Replaced approximate ely 20 3/4
water meters due to meter or AMR malfunctioning
Read meters, Did service orders and customer complaints
tested 48 backflows devices
done dead end line flushing
fixed water leaks
made water and sewer taps

Water leaks repaired:

River Lane

65 Robin Circle
1605 Stanely Street
346 County Garage Road
41 Holly Tree Drive
River Lane and Sparta Hwy.
1967 Taylors Chapel Road

Water Taps:

282 Cook Road
155 Riverchase Drive L.29
17 Farmington Lane L. 1
568 10th Street

Sewer Taps

282 Cook Road
155 Riverchase Drive L.29
17 Farmington Lane L. 1
79 Ivanhoe Lane
568 10th Street
67 Wyatt Loop L.5

Sewer Line Repairs:

57 Knights Way
329 Cook Road
Dunbar Road

788 County Garage Road

727 Myrtle Ave.

107 Windermere Drive

2643 Cook Road

132 Panther Valley

1635 East First Street

Grinder pump finals

71 Horn Street

Grave Services

David Michael Butler

Harvey Jasckson Byrd Jr.

Cosby Cecil Hatfield

James Teter

Carmen Juarez

Billy Edward Ashburn

James VanRuden

Next Months Forecast

Replace AMR meters & ERTs as needed

Do water & sewer taps & graves

Repair Grinder pumps & cleanings & maint. checks

Test Backflows

Hydrant testing and/or maintenance

Start sewer line Extension on Canary Drive

Work on finishing dead end line flushing list

August 2024 Maintenance Report

Meadow Park Lake

General Maintenance:

- ❖ Changed monthly water filters for machines
- ❖ Serviced dehumidifiers
- ❖ Serviced even number motors and pumps
- ❖ Changed caustic tubes in pumps
- ❖ Changed poly tubes in pumps
- ❖ Ran new drains for transfer pumps and air release valves
- ❖ Cleaned out all venturi ports
- ❖ Had split HVAC unit changed out
- ❖ Took down both settling basins and washed and having tube settlers added
- ❖ Cleaned ports for ROF and LOH meters
- ❖ New tank aviation light installed on industrial tank
- ❖ Replaced carbon pump tube

Unexpected Repairs:

- ❖ HVAC unit

Continuing Projects:

- ❖ Jesco pump for post miox
- ❖ New bicarb stand for raw pumphouse
- ❖ Fence addition and new gate placement

Holiday Hills

General Maintenance:

- ❖ Changed monthly water filters for machines
- ❖ Serviced Dehumidifiers
- ❖ Serviced Even number motors and pumps
- ❖ Changed caustic tubes in pumps
- ❖ Changed poly tubes in pumps
- ❖ Replaced Raw pump #1 and Had motor balanced
- ❖ Pulled and installed new Sludge pump
- ❖ Had Sludge pump motor rebuilt and reinstalled
- ❖ Serviced Air pumps
- ❖ Changed Miox cell in #2 machine
- ❖ Repainting yellow safety edges on steps and dock
- ❖ Added safety buoys on leaf screen

Unexpected Repairs:

- ❖ Sludge pump

Continuing Projects:

- ❖ Pump changeouts and plumbing for pre and post miox
- ❖ New plumbing and chemical drops in the finished water line in basement
- ❖ Fence moved and new pump storage building
- ❖ Fence repair

CATOOSA DEPARTMENT
WATER LOST
AUGUST 2024

MASTER PUMPS	WATER PURCHASED		
70-NORTH	15,573,900		
127 HWY	16,811,682		
GENESIS	9,094,200		
62 HWY	0		
TOTAL	41,479,782		
	WATER SOLD		
MASTER PUMP TOTALS	41,479,782		
LESS CUSTOMERS	24,965,000		
LESS 200 ACCOUNTS	5,289,000		
	11,225,782	% of Loss	27%
FIRE DEPARTMENT			
TANK CLEANING & FILLING	-		
METERED FILLING			
METERED FLUSHING	6,003		
UNMETERED FLUSHING	535		
UNMETERED LEAK	3,661,116		
BILL ADJUSTMENTS			
METERED LEAKS			
BULK SALES			
TOTAL	7,558,128	Total % Loss	18%

August 2024 Tournament Information

8/10/2024

- WSL
 - Buffalo Trace
 - 27 teams
 - 13 hotel rooms

8/24/2024

- Girl's fastpitch (8u 10u)
 - PGF softball association
 - Rise To The Top
 - 23 teams from TN
 - Knoxville, Nashville, Franklin, Chattanooga, Morristown, Oak Ridge, Kingston, Oliver springs, Cookeville, Maryville
 - 27 hotel rooms
- WSL
 - D & Rec State Tournament
 - 31 teams from TN, KY, and GA
 - Knoxville, Madisonville, Cleveland, Cookeville, Coalfield, Sparta, Manchester, Townsend, Nashville, McMinnville, Monroe, Crossville, TN
 - Atlanta, Roswell, Cartersville, Rome, GA
 - 59 hotel rooms

8/31/2024 – 9/1/2024

- WSL
 - E & Women's State Tournament
 - 33 Teams from OH, KY, TN, GA, NC, and SC
 - 76 hotel rooms
 - (2-day tournament with rain)

Programs

CYBS Youth Baseball	\$2,225.25	43
	\$2,225.25	43

Facilities

Centennial Park Shelter 2	\$168.52	6
Centennial Park Shelter 3	\$170.80	6
Crossville Depot Meeting Room	\$2,306.80	20
Meadow Park Lake Shelter 1	\$50.00	1
Meadow Park Lake Shelter 2 (Next to Playground)	\$258.75	5
Pickleball Court 1	\$34.84	9
Pickleball Court 2	\$39.12	10
Pickleball Court 3	\$74.52	18
Pickleball court 4	\$99.36	24
Pickleball Court 5	\$70.17	21
Pickleball Court 6	\$78.52	22
Pickleball Court 7	\$95.22	27
Pickleball Court 8	\$84.87	23
Warner Field 1	\$828.00	2
	\$4,359.49	194

POS

Palace	\$2,520.00	798
Recreation	\$6.00	2
	\$2,526.00	800

Palace Events August 2024

PALACE-PRODUCED EVENTS	Event	Artist	# Tickets	Ticket	ACTUAL	Concessions	Sound Tech	NET
	Date	Fee	Sold	Revenue	Ticket	Revenue	Cost	P/L
Movie: Open Season (Matinee)	August 1	\$ (225.00)	13	\$65.00	\$ 65.00	\$ 11.00		\$ (149.00)
Movie: Logan Lucky	August 1	\$ (225.00)	9	\$45.00	\$ 45.00	\$ 21.00		\$ (159.00)
Movie: Over the Hedge (Matinee)	August 6	\$ (225.00)	12	\$60.00	\$ 60.00	\$ 38.00		\$ (127.00)
Movie: Dirty Rotten Scoundrels	August 6	\$ (225.00)	18	\$ 90.00	\$ 90.00	\$ 67.00		\$ (68.00)
Movie: Shrek	August 8	\$ (225.00)	23	\$ 115.00	\$ 115.00	\$ 66.00		\$ (44.00)
Movie: Bad Guys	August 8	\$ (225.00)	2	\$ 10.00	\$ 10.00	\$ 10.00		\$ (205.00)
Movie: Wonka (Matinee)	August 10	\$ (225.00)	16	\$ 80.00	\$ 80.00	\$ 44.00		\$ (101.00)
Movie: To Catch A Thief	August 15	\$ (225.00)	26	\$ 130.00	\$ 130.00	\$ 82.00		\$ (13.00)
Ultimate Elvis with David Lee*	August 17	\$ (4,206.30)	258	\$ 7,702.00	\$ 6,938.72	\$ 391.00	\$ (425.00)	\$ 2,698.42
TOTALS:		\$ (6,006.30)	377	\$8,297.00	\$ 7,533.72	\$ 730.00	\$ (425.00)	\$ 1,832.42
* = Ticket splits								
RENTALS	EVENT DATE	RENT	# Tickets	Ticket Revenue	OUR FEES	Concessions Revenue	Sound Tech Cost	NET P/L
Ultimate Oldies	August 3	\$ 600.00	286	\$ 9,372.00	\$ 852.00	\$ 359.00	\$ (125.00)	\$ 1,686.00
Ronnie McDowell	August 23	\$ 725.00	200	N/A	N/A	\$ 273.00	\$ (250.00)	\$ 748.00
Sweet Baby James: James Taylor Tribute	August 24	\$ 725.00	300	\$ 8,450.00	\$ 1,107.16	\$ 185.00	\$ (125.00)	\$ 1,892.16
Cumberland Mountain Songwriters Festival	August 30/31	\$ 725.00	108	\$ 2,916.00	\$ 432.00	\$ 327.00	\$ (250.00)	\$ 1,234.00
TOTALS:		\$ 2,775.00	894	\$ 20,738.00	\$ 2,391.16	\$ 1,144.00	\$ (750.00)	\$ 5,560.16
OTHER	EVENT DATE	RENT/License	# Tickets	Ticket Revenue	NET TICKET REVENUE	Concessions Revenue	Sound Tech Cost	NET P/L
Aviagen Training	August 20	\$ 150.00	N/A			\$ 250.00		\$ 400.00
Open Mic	August 27	N/A	N/A	N/A	N/A	\$ 44.00	\$ (125.00)	\$ (81.00)
TOTALS:		\$ 150.00	0			\$ 294.00	\$ (125.00)	\$ 319.00
TOTALS August: 16 events		\$ (3,081.30)	1,271	\$29,035.00	\$ 9,924.88	\$ 2,168.00	\$ (1,300.00)	\$ 7,711.58

Permits Break Down Report

	City & County Mechanical	City & County Plumbing	City Commercial	City Residential	Land Disturbance Permits	Sign	Not Defined	Total Permits	County Fees Paid	City Fees Paid	Total Fees Paid
July 2024	35	9	3	11	3	4	0	65	\$1,230.00	\$9,315.00	\$10,545.00
August 2024	32	7	5	11	0	3	1	59	\$855.00	\$9,112.00	\$9,967.00
Total	67	16	8	22	3	7	1	124	\$2,085.00	\$18,427.00	\$20,512.00

Engineering Projects Report September 5, 2024		
Project	Current Status	Dates
TDOT 127 South Utility Relocation	The Contractor has completed relocating the City's utilities. A final punch list will be created after the road work is completed. The Contractor was trying to complete all asphalt installation by August but did not make this goal.	Target Completion Date June 30, 2024
TDOT 127 North Utility Relocation Section 1	The utilities for this project are almost complete and the Contractor lacks about 400 feet of 6 inch water line which will be installed after a deep cut is excavated.	Target Completion Date June 30, 2025
TDOT 127 North Utility Relocation Section 4 (Fentress Cumberland County Line)	The portion of this project that is the City's water utility relocation is complete and a final punch list will be created after the road work is completed.	Target Completion Date August 31, 2026
TDOT 127 North Utility Relocation Section 2	This project is tentatively scheduled to be bid October \ November 2025.	
TDOT 127 North Utility Relocation Section 3	This project is tentatively scheduled to be bid October \ November 2025.	
Northwest Connector Phase 3	The utilities for this project are complete with the exception of final clean up and relocating the water line at Mizkan's driveway . The regrading of a sewer line along Genesis has been completed. The Contractor is working toward having the project substantially complete by September 2024.	Total Completion Date July 21, 2023 Finish from Genesis To Stout May 31, 2022
Northwest Connector Phase 2	All acquisition has been completed by the City. TDOT has certified the ROW and we are now waiting for TDOT to program the construction in the TDOT budget. This project is not in TDOT's three year plan.	
Interstate Drive Extension West of Genesis Road	The ROW plans have been reviewed by TDOT and the Engineer has updated the plans and the acquisition has started.	
Downtown Sidewalks	The Contractor is 90% complete with phase 1.1 and will start the demolition of the southern corner of the Lantana and Main intersection and the next phase 1.2. The Contractor is also providing an updated schedule and it will be updated on the City's website when it is approved.	Completion Date May 1st 2025
Old Lantana Road, County Seat and Southbend Waterline Replacement	The City has reviewed the plans and the Engineer is revising the plans. A construction start date will be established once the easements are acquired.	
Quail Hollow Court	The Exhibit "A" document required for the sale of the property will be updated when the Airport Layout Plan is updated.	
Main Street and Lantana Traffic Signal Replacement	The Contractor has completed all of their contract. The City must install all four ADA sidewalk corners in the intersection for the grant to be completed. We think the two eastern corners will be completed by the Downtown Contractor and the City will temporally repair the west corners so the grant can be closed out.	Completion date August 22, 2024
Fourth Street and West Avenue Traffic Signal Replacement	The ROW plans have been approved by TDOT. A utility coordination meeting is forthcoming. This project has low priorities because the City will not have STP funds to fund construction for three to five years.	
Meadow Park Water Filtration Plant Sewer Project	The Engineer has created the exhibits for the easements. The City is in the process of acquiring the easements.	Schedule will be forthcoming
Raw Water Study (Meadow Park Lake Expansion)	It has been determined that the savings identified by the additional SQT work did not make the TDEC mitigation significantly more financially feasible. The Engineers are now reviewing the process of “ecosystem services” as a process of reducing the amount of mitigation.	
Underwood Street Sidewalk	Acquisition documents will be turned over to the City Attorney so that City Staff can negotiate the acquisitions.	
Airport ALP	The final Airport Layout Plan has been submitted to the FAA.	
TDOT SR 1 Highway 70 Bridge Replacement (Sparta Highway) Utility Relocation	The contractor started September 11th 2023 and will have the road closed through December 2024. The Contractor has started relocating the water and sewer on this project.	Bid Letting December 9, 2022
TDOT SR 24 Highway 70 North Bridge Replacement Utility Relocation	The City has received revised plans from TDOT and the original water and sewer design will be evaluated in the coming months. This project will be bid December 2024 and will include a road closure.	Bid Letting August 19, 2022 DELAYED
CoLinx Fire Pump and Tank System	The line has been capped and the tank and pump have been disconnected from the fire system. City crews have demolished the pump building and a bid award for the tank removal is on the agenda for approval.	
Little Obed Pedestrian Bridge	The route has been surveyed and the archeological study has been completed.	
Airport Box Hangars	The Whisper Aero hangar and outside improvements have been completed. The contractor will mobilize September 9th to replace the epoxy floor under a warranty item.	
Truck Route	The City has delivered the existing signal phasing to the Engineer. A questionnaire is being developed for the public.	
Airport Terminal Building	The Contractor has completed almost all of the punch list items and will be modifying the handrails in the coming weeks.	
Demolition and removal of Buildings on Ford Property	The revised proposal for the asbestos remediation is on the Council agenda. The City will be partnering with a certified licensed asbestos remover to demolish the remainder of the building.	
ARPA Sewer I&I Project.	The only items remaining are the lining of the large mainline along the Obed river and the manhole rehab in the same area. This project is 70% financially completed.	Completion Date January 12th 2025
Creston Road ARPA Waterline Project	The construction plans have been approved by TDEC. Two easements are being acquired by the City.	
East Ridge Sewer Extension	The developer has paid the fees and the plans have been approved by TDEC	
Peavine Sewer Expansion	The plans are finished and the City will be acquiring easements for this project.	
Genesis Road and 127 Sewer Expansion	Plans have been submitted to TDOT for ROW permits. Plans will be submitted to TDEC for approval in the coming weeks.	
Little Obed Pump Station and Jail Bar Screen Installation	The construction bid award is on the agenda for approval.	
New Fire Station 2	This project is out for bid.	
TDOT I-40 Bridge Widening over 70 North	The TDOT plans have changed and the City will currently only be required to install 2 water valves.	
Private Developments		
The Gardens Phase 8 Plat 3	The City is holding a financial guarantee for a temporary Cul-de-sac or the next phase to start.	
The Gardens Phase 8 Plat 4A	The City is holding a financial guarantee for a temporary Cul-de-sac or the next phase to start.	
Sky View Meadow Subdivision Phase 2 & 3	All roads, water and sewer are complete. The stormwater retention structures have not been completed and the City is holding a financial guarantee for this work.	
Genesis Plaza	The Developer has installed all utilities and is currently working on the road extension for this phase.	
The Grove	The City is holding a financial guarantee for a temporary Cul-de-sac or the next phase to start.	
Homestead Junction	The City is holding a financial guarantee for road construction that has not started.	

Airport Committee Meeting Report from FBO: September 9, 2024

July Fuel Flow: 10,032 gallons
Avgas: 4,060 gallons
Jet A: 5,972 gallons

August Fuel Flow: 11,447 gallons
Avgas: 3,674 gallons
Jet A: 7,773 gallons

Last August 2023 Fuel Flow: 10,260 gallons
Jet A- 6,953
Avgas- 3,307

Fuel sales were up in August over July for Jet A and lower in Avgas. Overall fuel sales were up from July to August 14%. Year over year Fuel sales were up from last August 2023. August was a good month for the FBO.

The maintenance shop remains busy and fully booked.

We are still on track for having our first jet aircraft in charter service September 19 when we complete FAA Proving Flights. This is a big hurdle to get through and our charter company is focused on getting through the next two weeks successfully.

Oil prices are down due to decreased demand which brings our cost of fuel down. Lower prices help our customers without negatively impacting us. It is a double-edged sword since lower demand for oil worldwide usually indicates a slowing economy. Used aircraft sales are down which is deflating the prices of used aircraft. I believe people are sitting on the sidelines waiting to see what happens in November before they make decisions to buy aircraft.

The terminal building renovations look great. Lots of positive comments.

6 Months interest in
November and May
Principal payment in May

					6/30/2024	Due May		6/30/2025
	PAY	INT			LOAN	PRINCIPLE	INTEREST	LOAN
	<u>OUT</u>	<u>RATE</u>			<u>BALANCE</u>	<u>PAYMENT</u>	<u>PAYMENT</u>	<u>BALANCE</u>
GENERAL FUND								
	2021	2037	4.00%	\$	3,790,000	\$ 65,000	\$ 82,650	\$ 3,725,000
2020 Series A1 Bonds								
2020 Series B Bonds	2021	2028	4.27%	\$	1,110,000	\$ 270,000	\$ 15,418	\$ 840,000
2020 Series A2 Bonds								
	2021	2037	3.00%	\$	980,000	\$ 65,000	\$ 20,250	\$ 915,000
					\$ -	\$ -	\$ -	\$ -
					\$ 5,880,000	\$ 400,000	\$ 118,318	\$ 5,480,000

Water & Sewer Fund

2020 Series C Bonds	0.80534	2050	4.00%	\$	28,215,000	\$ 610,000	\$ 636,166	\$ 27,605,000
Catoosa's Share	0.19466			\$	5,487,483	\$ 118,743	\$ 123,836	\$ 5,368,740
					\$ 22,727,517	\$ 491,257	\$ 512,330	\$ 22,236,260
2020 Sries D Bonds		2027	4.19%	\$	620,000	\$ 210,000	\$ 7,936	\$ 410,000
					\$ 23,347,517	\$ 701,257	\$ 520,266	\$ 22,646,260

CATOOSA

2020 Series C Bonds		2050	4.00%	\$	5,487,483	\$ 118,743	\$ 123,836	\$ 5,368,740
5/20/2021 RUD Plateau tank	40 yrs 2021	2061	1.75	\$	857,355	\$ 16,380	\$ 14,591	\$ 857,355
4/11/2022 RUD Plateau tank		40 2061	1.5	\$	301,796	\$ 5,896	\$ 4,490	\$ 301,796
					\$ 6,344,838	\$ 135,123	\$ 138,427	\$ 6,226,095

<u>TOTALS (WATER & SEWER FUND)</u>					<u>\$ 29,692,355</u>	<u>\$ 836,380</u>	<u>\$ 658,693</u>	<u>\$ 28,872,355</u>
---	--	--	--	--	-----------------------------	--------------------------	--------------------------	-----------------------------

TOTAL ALL FUNDS					\$ 35,572,355	\$ 1,236,380	\$ 777,011	\$ 34,352,355
-----------------	--	--	--	--	---------------	--------------	------------	---------------

CITY OF CROSSVILLE
CURRENT GRANTS/PROJECTS

GENERAL FUND

Grant Agency	Project	ARRA	Amount			Money	Money	To Be
			Grant	Local	Total	Spent	Received	Received
AWARDED:								
Dept. of Justice	Bulletproof vests	No	\$ 36,781.44	\$ 36,781.44	\$ 73,562.88	\$ 63,732.12	\$ 39,343.78	
Dept. of Justice	Body Worn Cameras	No	\$43,000	\$ 43,000.00	\$ 86,000.00	\$ 117,082.94	\$ 43,000.00	\$ -
THSO Alcohol Saturation/Checkpoint Grant	Alcohol Saturation-2022	No	\$ 20,000.00	\$ -	\$ 20,000.00			\$ -
HIDTA	Drug Task Force Overtime		\$ 18,000.00	\$ -	\$ 18,000.00			\$ -
TDOT-Aeronautics	Airport Layout Plan		\$ 190,000.00	\$ 10,000.00	\$ 200,000.00	\$ 41,099.29	\$ 2,980.80	\$ 38,118.49
TDOT-Aeronautics	Airport Lighting Rehab		\$ 153,395.00	\$ 1,835.00	\$ 155,230.00	\$ 147,072.61	\$ 133,915.14	\$ 11,322.47
TDOT-TAP	Downtown Sidewalks/Lights		\$ 2,393,388.00	\$ 757,508.00	\$ 3,150,896.00	\$ 662,020.74	\$ 8,457.71	\$ 653,563.03
TDOT-Aeronautics	Terminal Renovations		\$ 1,062,293.00	\$ 49,723.00	\$ 1,112,016.00	\$ 995,302.63	\$ 178,614.38	\$ 816,688.25
TDOT-Aeronautics	Airport Maintenance 23-24		\$ 15,000.00	\$ -	\$ -	\$ 5,231.29	\$ 4,969.73	\$ 261.56
TNECD	Spec Building FY24-25		\$ 4,523,950.35	\$ 238,102.65	\$ 4,762,053.00			
TOTALS			\$ 3,916,857.44	\$ 849,124.44	\$ 3,703,688.88			