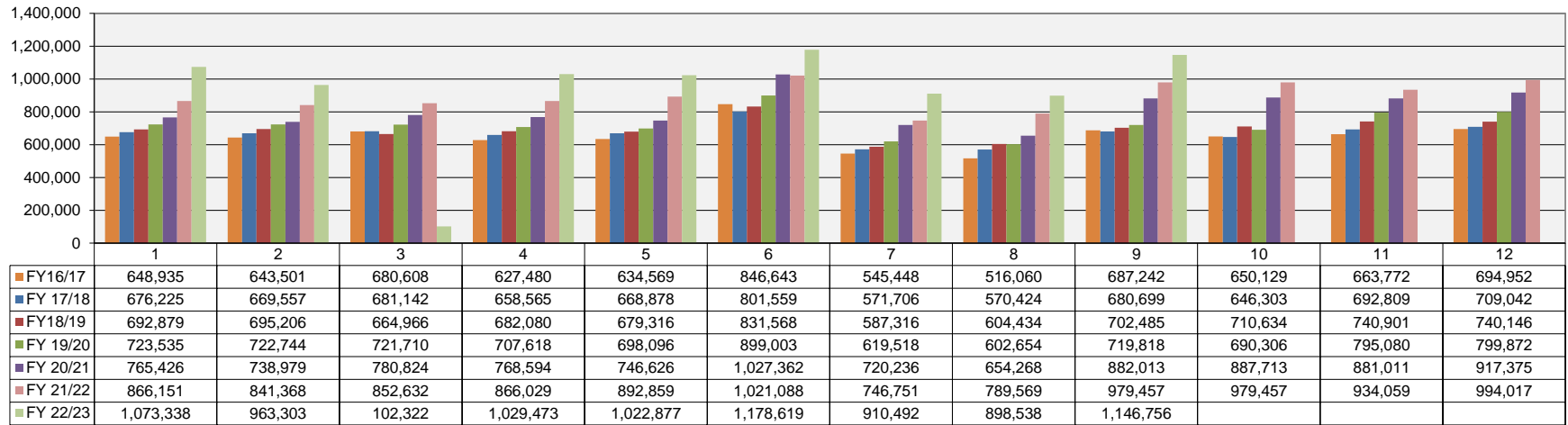
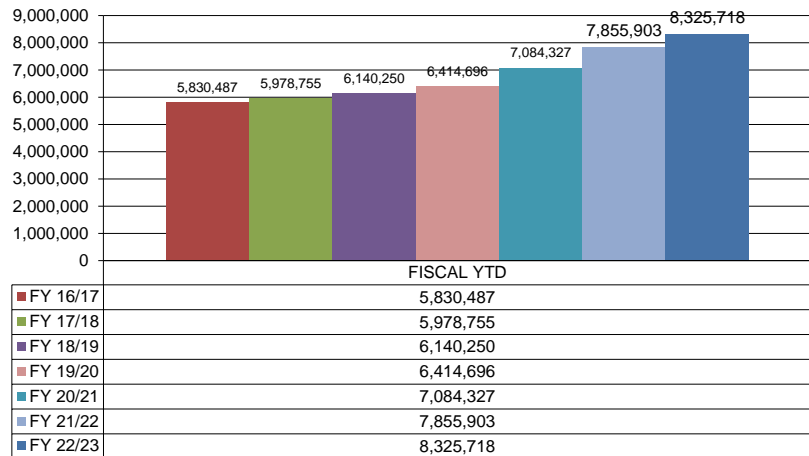


### Sales Tax



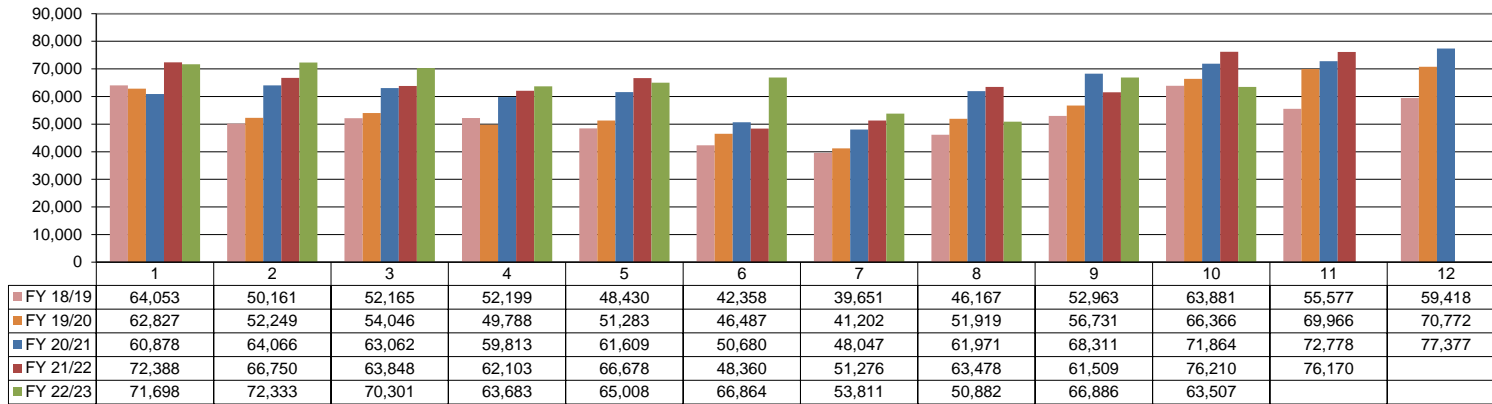
### Sales Tax Revenue Year-to-Date



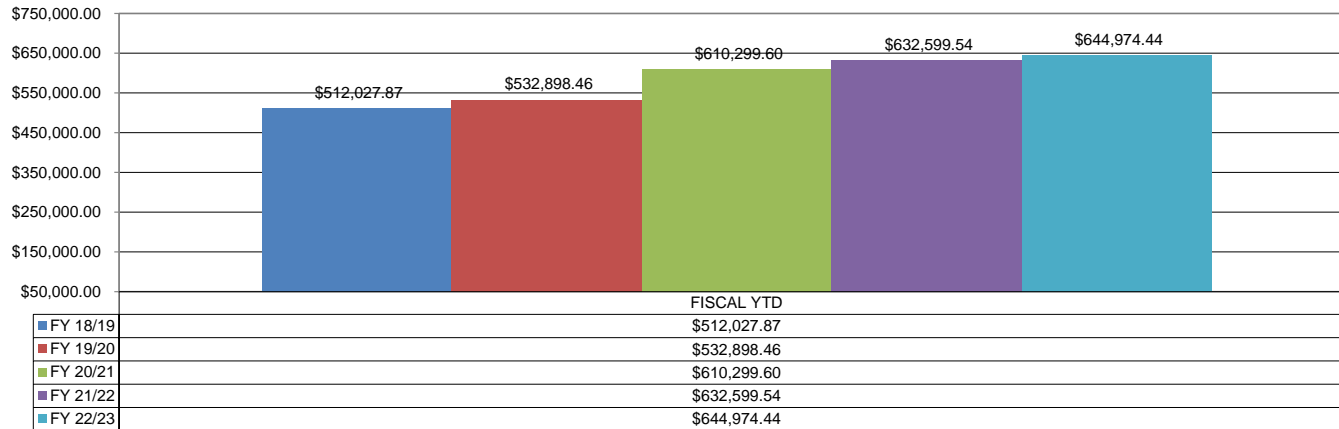
*COLLECTIONS IN THE CITY OF CROSSVILLE		\$	2,332,254.98
State of TN Cost of Administration	1.125%	\$	26,237.87
Net Collections (sent to Trustee's office)		\$	2,306,017.11
Local Option Out of State Distribution		\$	10,554.66
Trustee of Cumberland County	1%	\$	23,060.17
Net To Be Distributed		\$	2,293,511.60
CITY OF CROSSVILLE SPLIT			
Check to City of Crossville		\$	1,146,755.80
Check to Cumberland County Board of Education		\$	1,146,755.80

\*Totals reported in May but actually collected in March

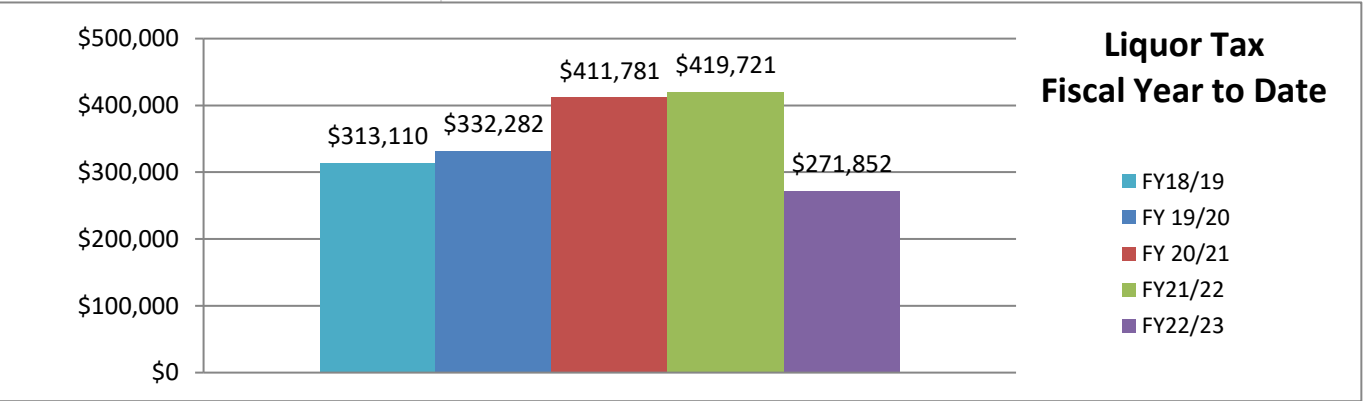
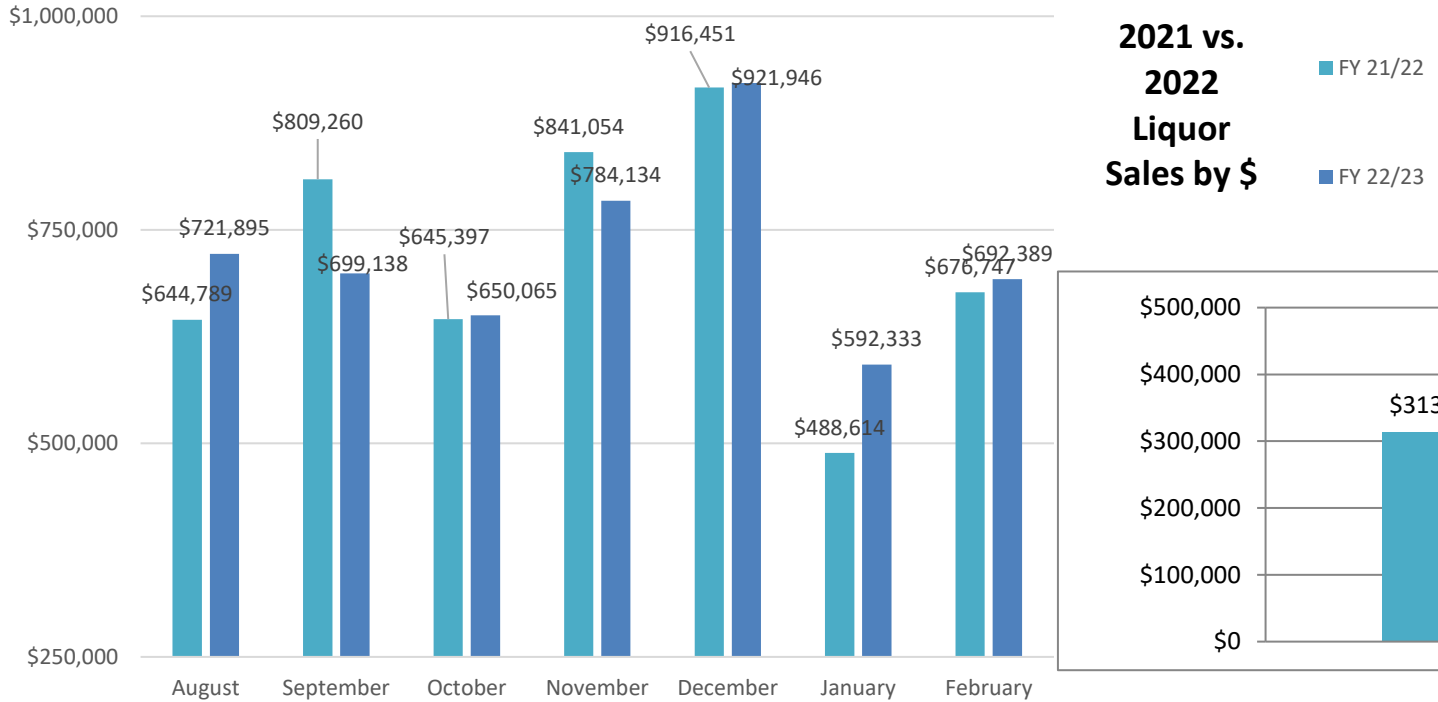
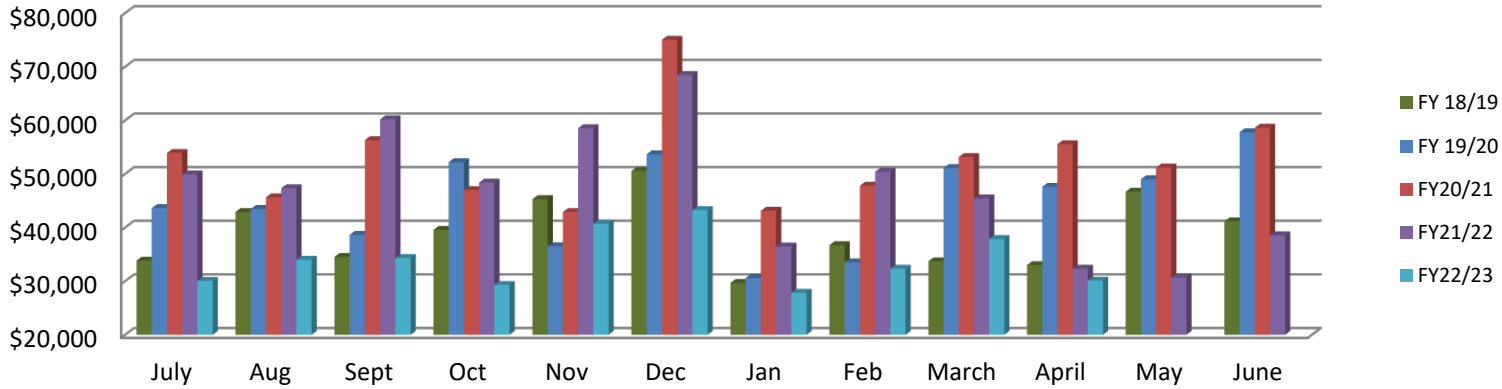
### Wholesale Beer Tax

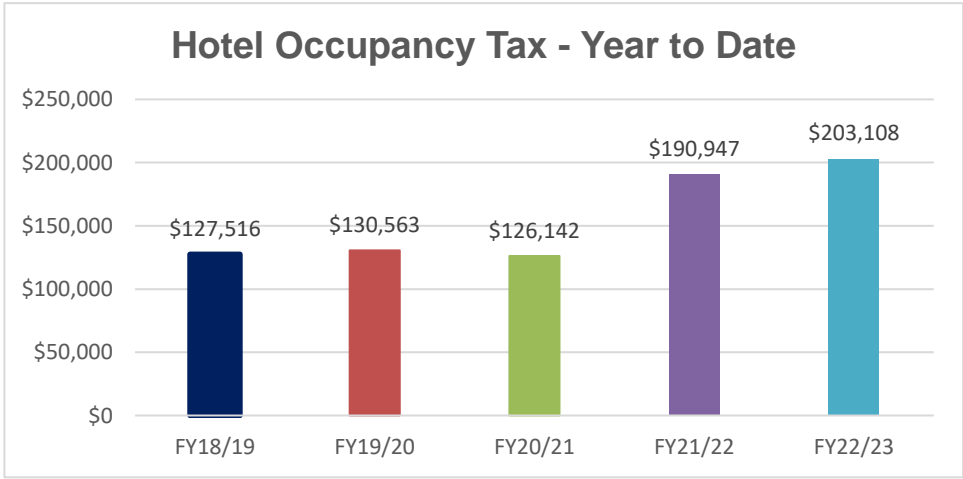
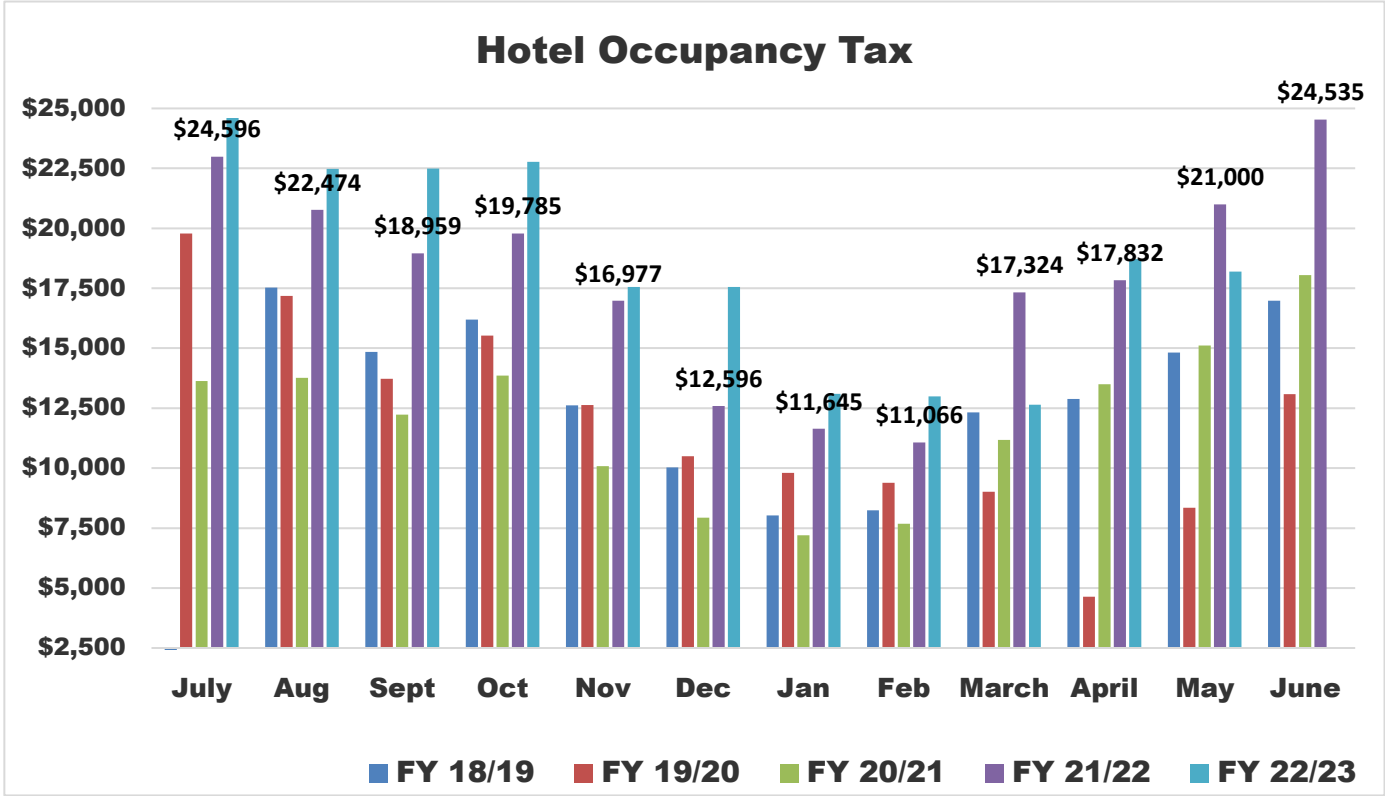


### Wholesale Beer Tax Revenue Year To Date



### Liquor Income





Monthly Stats  
May 2023

CITATIONS		OFFENSES		ARRESTS	
Ran Stop Sign	4	Burglary	6	Burglary	1
Speeding	18	Theft from Building	3	Theft All Other	1
Seatbelt Violation	16	Overdose	1	Fraud	2
Following To Close	1	Drug Equipment	1	Counterfeit	1
Ran Traffic Light	3	Theft All Other	3	Shoplifting	1
Window Tint Violation	1	Fraud	15	Assault	5
Registration Violation	22	Forgery	1	Domestic Assault	11
Light Law Violation	14	Shoplifting	8	Viol. OP/Bond Conditions	6
Improper Use of Lane	2	Assault	1	Drug Violation	22
Insurance Violation	16	Domestic Assault	1	Drug Equipment	16
Failure to Signal	1	Property Damage	2	Weapons Law Violation	6
Failure to Yield	2	Lost Property	4	DOR/DOS/No DL	11
Viol. Of Open Container	1	Accidental shooting	1	Vehicle Theft	2
Due Care	3	Death	1	Disorderly Conduct	3
Unrestrained Vicious	1	Vehicle Theft	2	Indecent Exposure	1
Animal		Vandalism	5	Vandalism	2
Texting while Driving	4	Computer Hacking	1	Reckless Endangerment	6
Hands Free in School	3	Arson	1	DUI	14
Zone		Suicide attempt	1	Viol. Of Implied Consent	3
				Warrant	25
				Evading/Resisting Arrest	11
				Public Intoxication	15
				Criminal Trespass	9
				Criminal Impersonation	1
				Sex Offender Violation	1
				Assault on Officer	3
				Contributing to a Minor	1
<b>TOTAL</b>	<b>112</b>	<b>TOTAL</b>	<b>58</b>	<b>TOTAL</b>	<b>180</b>
<b>SPEED WARNINGS</b>	<b>2</b>	<b>JUVENILE ARRESTS</b>		<b>TOTAL CALLS</b>	<b>2484</b>
<b>WARNINGS</b>	<b>2</b>	Assault	2	<b>ANIMAL CONTROL CALLS</b>	<b>50</b>
<b>JUVENILE CITATIONS</b>		Vaping Violation	28	<b>ACCIDENTS</b>	
Speeding	1	Theft all other	2	Fatality	0
Failure to Yield	1	Arson	2	With Injury	9
Insurance Violation	1	DUI	1	Without Injury	20
		Pornography	1	Minor	68
<b>TOTAL</b>	<b>3</b>	<b>TOTAL</b>	<b>36</b>	<b>TOTAL</b>	<b>97</b>

\* May 1st helped with Pre-K Registration at the Community Complex

\* May 5th participated in "All Hands on Deck" where all officers worked in order to provide traffic and crime prevention

\* May 12th, 18th, 19th and 26th officers participated in THSO's Hands Across the Border campaign in Kentucky, Georgia, Alabama and North Carolina

\* May 27th provided traffic and crowd control for the Cruise In



# CROSSVILLE POLICE DEPARTMENT

## STAT COMPARISONS

**May 2023 TOTAL CALLS - 2,484**

**APR 1,959 YEAR TO DATE - 9,976**

## SPECIAL EVENTS

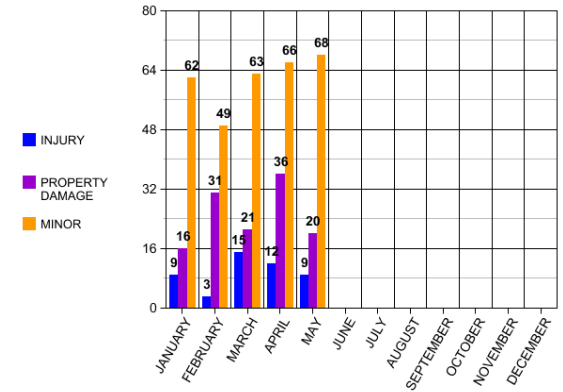
Pre K registration

All Hands on Deck

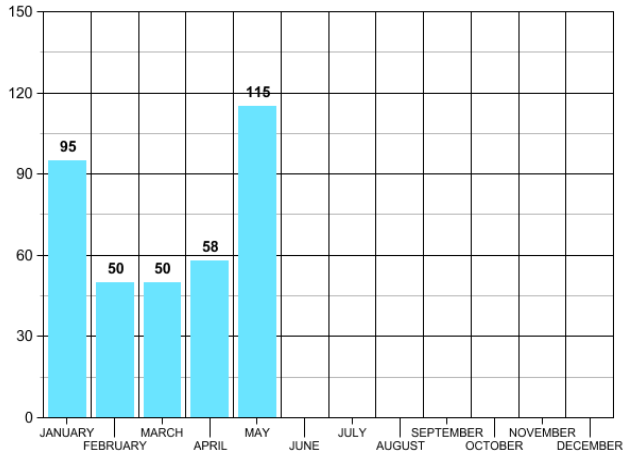
Thso checkpoints(NC, KY, AL, GA)

Cruise In

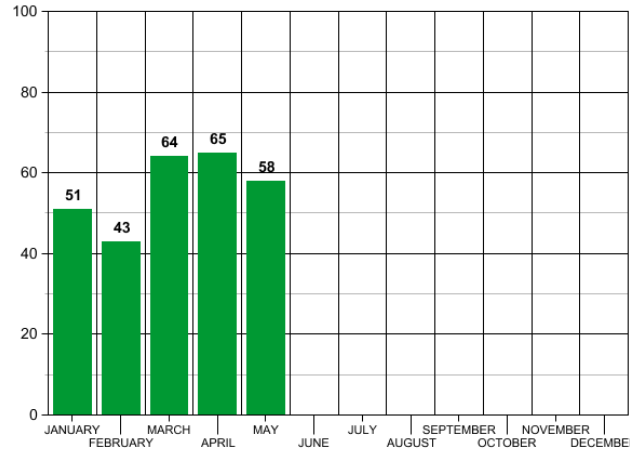
TOTAL MONTHLY ACCIDENTS



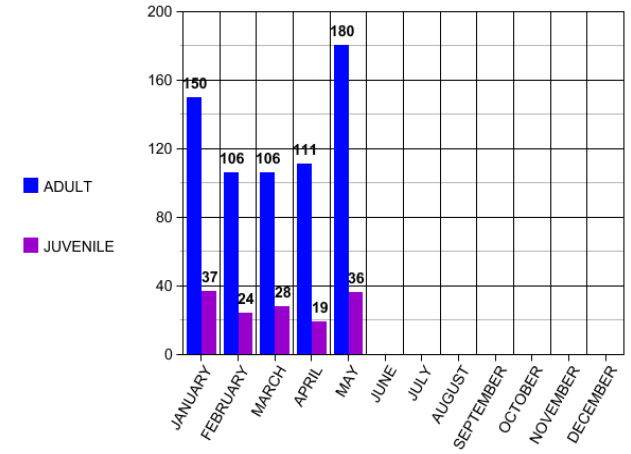
TOTAL MONTHLY CITATIONS



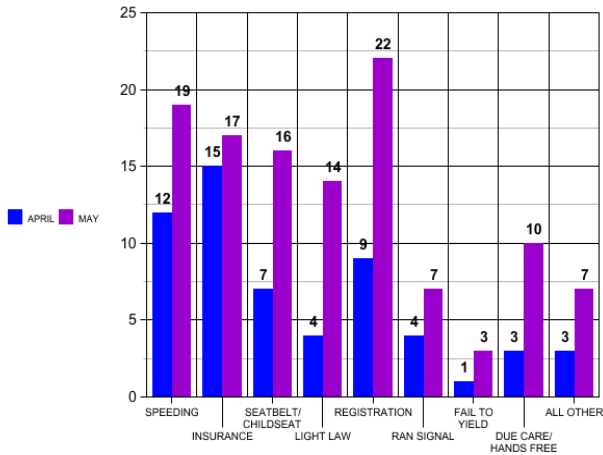
TOTAL MONTHLY OFFENSES



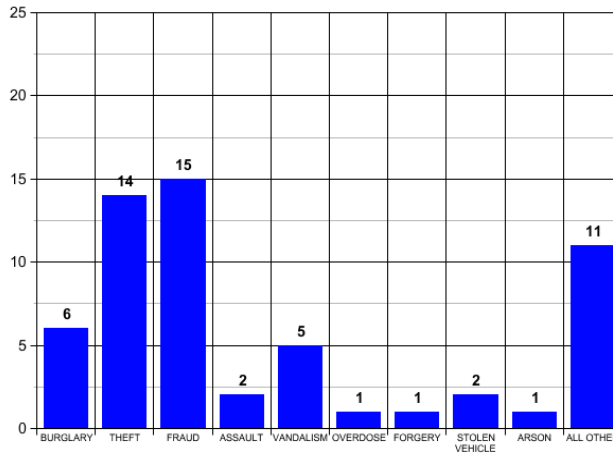
TOTAL MONTHLY ARREST



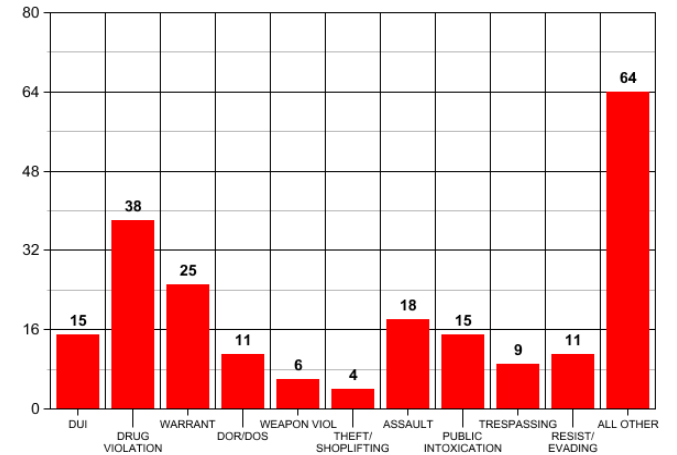
PREVIOUS MONTH CITATION COMPARISON



OFFENSE BY CATEGORY



ARREST BY CATEGORY

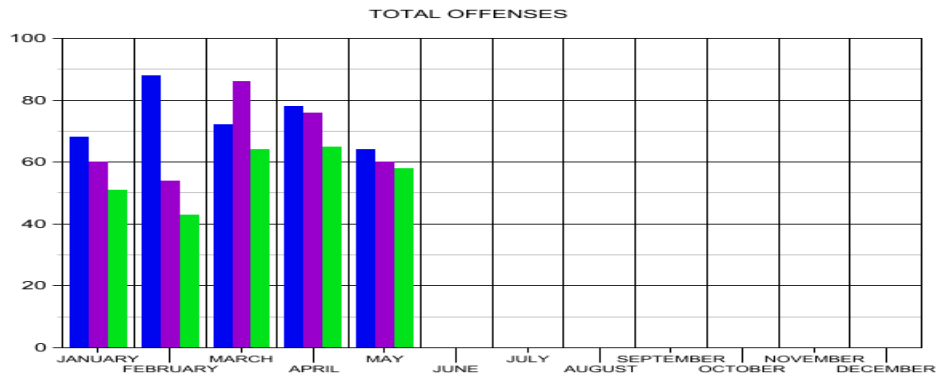
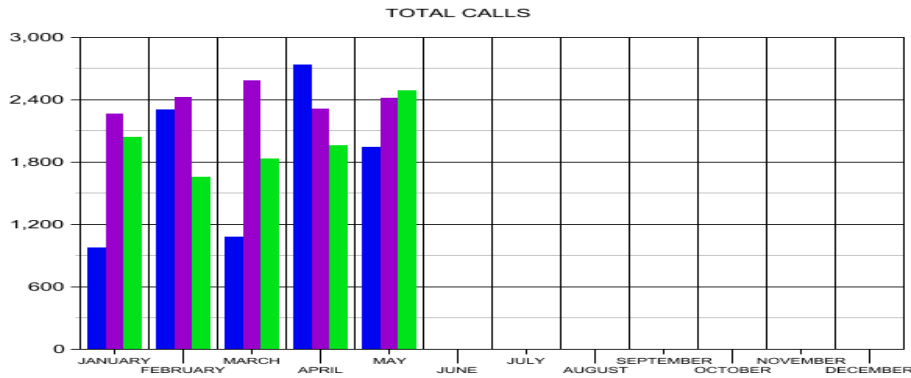




# CROSSVILLE POLICE DEPARTMENT STAT COMPARISONS

## YEAR TO YEAR— JAN 2023

■ ■ ■  
**2021**    **2022**    **2023**

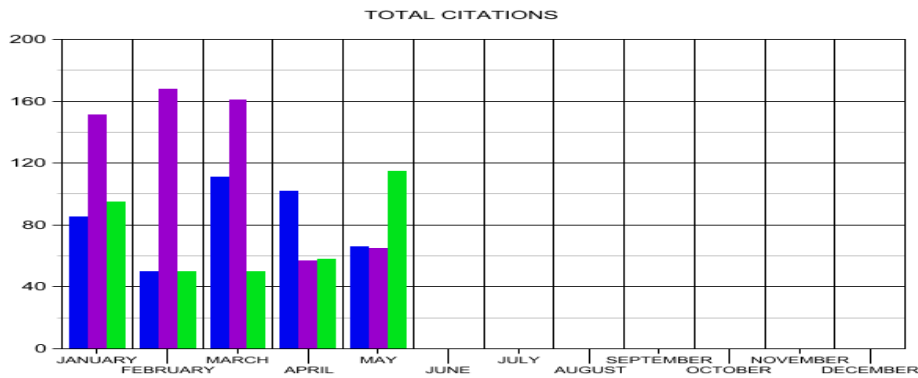


**CALLS**

**2021—9,033    2022—11,995    2023—9,976**

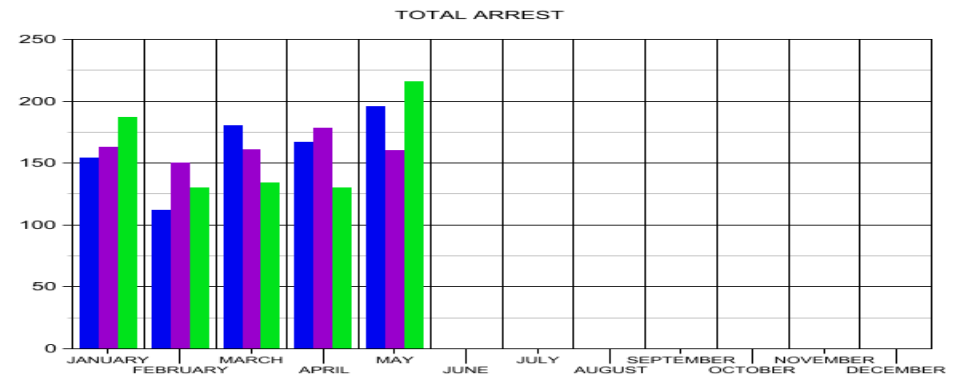
**OFFENSES**

**2021—370    2022—336    2023—281**



**CITATIONS**

**2021—414    2022—602    2023—368**



**ARREST**

**2021—809    2022—812    2023—797**

# Crossville Fire Dept.

Crossville, TN

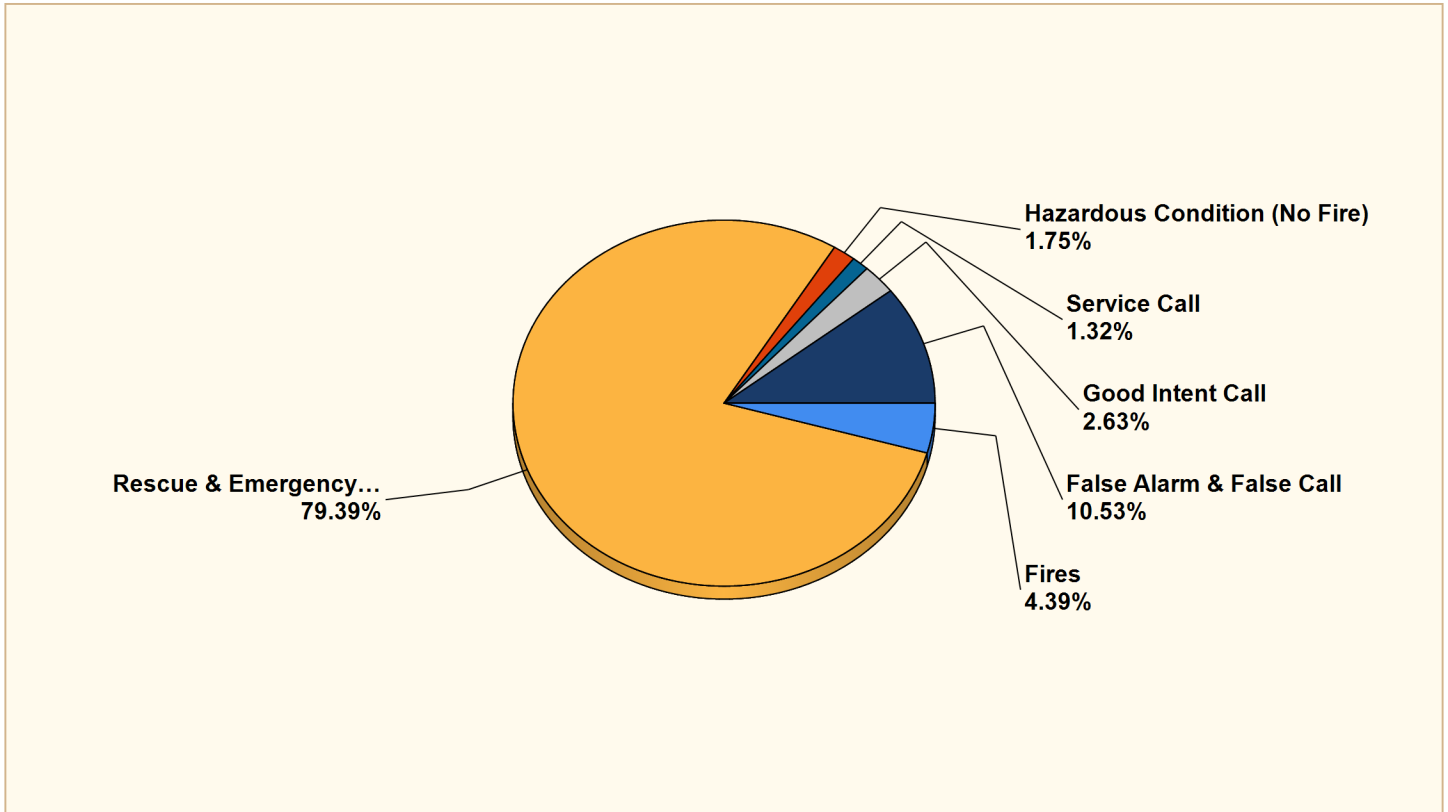
This report was generated on 6/1/2023 8:10:31 AM

CROSSVILLE



## Breakdown by Major Incident Types for Date Range

Zone(s): All Zones | Start Date: 05/01/2023 | End Date: 05/31/2023



MAJOR INCIDENT TYPE	# INCIDENTS	% of TOTAL
Fires	10	4.39%
Rescue & Emergency Medical Service	181	79.39%
Hazardous Condition (No Fire)	4	1.75%
Service Call	3	1.32%
Good Intent Call	6	2.63%
False Alarm & False Call	24	10.53%
<b>TOTAL</b>	<b>228</b>	<b>100%</b>

Only REVIEWED and/or LOCKED IMPORTED incidents are included. Summary results for a major incident type are not displayed if the count is zero.





### Detailed Breakdown by Incident Type

INCIDENT TYPE	# INCIDENTS	% of TOTAL
111 - Building fire	2	0.88%
113 - Cooking fire, confined to container	1	0.44%
118 - Trash or rubbish fire, contained	1	0.44%
131 - Passenger vehicle fire	4	1.75%
140 - Natural vegetation fire, other	1	0.44%
150 - Outside rubbish fire, other	1	0.44%
311 - Medical assist, assist EMS crew	12	5.26%
321 - EMS call, excluding vehicle accident with injury	152	66.67%
322 - Motor vehicle accident with injuries	13	5.7%
324 - Motor vehicle accident with no injuries.	3	1.32%
353 - Removal of victim(s) from stalled elevator	1	0.44%
411 - Gasoline or other flammable liquid spill	2	0.88%
441 - Heat from short circuit (wiring), defective/worn	1	0.44%
444 - Power line down	1	0.44%
551 - Assist police or other governmental agency	2	0.88%
561 - Unauthorized burning	1	0.44%
611 - Dispatched & cancelled en route	2	0.88%
621 - Wrong location	1	0.44%
631 - Authorized controlled burning	1	0.44%
651 - Smoke scare, odor of smoke	2	0.88%
700 - False alarm or false call, other	5	2.19%
735 - Alarm system sounded due to malfunction	2	0.88%
740 - Unintentional transmission of alarm, other	2	0.88%
741 - Sprinkler activation, no fire - unintentional	1	0.44%
743 - Smoke detector activation, no fire - unintentional	4	1.75%
744 - Detector activation, no fire - unintentional	1	0.44%
745 - Alarm system activation, no fire - unintentional	9	3.95%
<b>TOTAL INCIDENTS:</b>	<b>228</b>	<b>100%</b>

Total Burn Permits for May, 2023

194



*Jennifer Hall*

Only REVIEWED and/or LOCKED IMPORTED incidents are included. Summary results for a major incident type are not displayed if the count is zero.



# Crossville Fire Dept.

Crossville, TN

This report was generated on 6/1/2023 8:09:32 AM

CROSSVILLE



## Daily Log Items per Activity Code for Date Range with Personnel

Activity Codes: Water Log - Commercial Water Log | Start Date: 05/01/2023 | End Date: 05/31/2023

## Water Log - Commercial Water Log

START DATE	END DATE	DURATION (hh:mm)	STATION	APPARATUS	PERSONNEL	NOTES
05/02/2023 14:49:00	05/02/2023 14:49:00	0:00	ST1 - CFD Station 1		Hall, Jennifer A	736 OLD MAIL RD STRUCTURE FIRE ;USED APPROX 6000 GALLON OF WATER PER 540
05/11/2023 15:48:00	05/11/2023 15:48:00	0:00			Horn, Dylan	Norris Brothers 900 Gallons
05/12/2023 07:47:00	05/12/2023 07:47:00	0:00	ST2 - CFD Station 2		Edwards , Kevin	Norris Brothers 1000 gallons
05/16/2023 11:15:00					Tinch, Richard	Norris Brothers 700 gal
05/19/2023 11:14:00					Tinch, Richard	Rogers group 1600 gal
05/22/2023 10:16:00	05/22/2023 10:16:00	0:00			Connell , Jeff	Rogers Group 800 gal.
						<b>Total Items: 6</b>
						<b>Grand Total Items: 6</b>

Displays all Daily Log Items with personnel list for DATE RANGE and ACTIVITY CODE, grouped by Activity Code



	<b>Consumption</b>	<b>Water loss - flushing</b>	<b>Water loss - leaks</b>	<b>Water loss-fire fighting</b>	<b>Total Internal Use</b>	<b>Unaccounted-for Water</b>	<b>Pumped Water</b>	<b>LOSS %</b>
<b>2022</b>								
January	96,480,200	81,734	1,193,520	26,300	1,301,554	19,108,113	116,889,867	16%
February	85,713,300	90,186	6,599,655	18,800	6,708,641	8,226,759	100,648,700	8%
March	99,417,600	50,686	1,768,173	6,250	1,825,109	7,587,191	108,829,900	7%
April	91,940,100	532,444	1,085,494	29,850	1,647,788	14,340,712	107,928,600	13%
May	92,160,900	272,159	5,094,446	1,450	5,368,055	29,512,045	127,041,000	23%
June	102,704,000	287,416	3,408,224	19,600	3,715,240	27,613,460	134,032,700	21%
July	103,880,600	235,854	5,925,760	18,000	6,179,614	18,664,386	128,724,600	14%
August	97,180,200	79,705	3,369,885	12,700	3,462,291	29,121,510	129,764,000	22%
September	102,751,500	231,605	7,626,998	13,975	7,872,578	10,362,922	120,987,000	9%
October	95,489,200	278,513	2,484,770	318,545	3,081,828	9,971,462	108,542,490	9%
November	95,833,300	412,792	4,738,060	17,350	5,168,202	16,381,098	117,382,600	14%
December	89,122,200	162,695	2,323,086	8,800	2,494,581	35,381,219	126,998,000	28%
<b>2023</b>								
January	97,204,700	1,029,288	158,994	1,350	1,189,632	23,639,568	122,033,900	19%
February	99,352,300	280,135	929,232	53,200	1,262,567	7,113,733	107,728,600	7%
March	81,619,500	593,713	2,016,336	500	2,610,549	36,473,251	120,703,300	30%
April	81,438,000	296,889	851,118	6,700	1,154,707	38,405,193	120,997,900	32%
May	94,928,100	323,566	1,962,690	10,200	2,296,456	30,542,044	127,766,600	24%
June								
July								
August								
September								
October								
November								
December								
<b>TOTAL:</b>								
6 mos	543,664,800	2,686,287	8,241,456	80,750	11,008,493	171,555,007	726,228,300	24%
12 mos	1,141,503,600	4,212,173	35,795,153	480,920	40,488,246	283,669,844	1,465,661,690	19%

# Utility Maintenance

May-23  
Monthly Report

Locations: 353

Backflows Tested: 24

Grinder Pumps Sold: 1

Preliminary Inspections: 2

Final Inspections: 1

Replacement Pumps 0

Grinder Pumps Repairs 22

<u>Meter:</u>	Turn-Ons	46
	Turn-Offs	37
	Occupant Changes	68
	Reinstates	27
	Checks, Replacement, Repair	17
	Water Taps	4
	Main Line Leaks	2
	Service Repairs	0

Total Water Loss: 204,109.4gallons

Sewer Taps 4

Sewer Line Repairs 4

Graves 2

<u>Pipe Installed</u>	75' of 3/4" copper
	0 of 1" copper
	11' of 6" PVC
	0 12"PVC
	113' 2"PVC
	0 of 4"pvc
	0 of 3/4 PVC
	0 of 1"PVC
	0 of 4"HDPE
	40' of 2"HDPE

### Monthly Summary

Replaced approximate ely 34 3/4  
water meters due to meter or AMR malfunctioning  
Read meters, Did service orders and customer complaints  
Tested 24 backflows devices  
Spot digging water lines around manchester tank to locate and get size for  
relocation project on Livingston hwy

#### Water leaks repaired:

79 Darrell Ave.  
190 Mockingbird dr.

#### Water Taps:

1099 Sparta Drive  
235 O'Brein Drive  
975 Mockingbird Drive  
2005 E. 1st Street

#### Sewer Taps

1099 Sparta Drive  
975 Mockingbird Drive  
2980 Cook Road  
2296 Northside Drive

#### Sewer Line Repairs:

South School  
351 Southgate Drive  
Dooley Street  
2948 North Main street

#### Grinder pump finals

229 Homestead Drive

#### Grave Services

Angela Sadula  
Shelia Norris

### Next Months Forecast

Replace AMR meters & ERTs as needed  
Do water & sewer taps & graves  
Repair Grinder pumps & cleanings & maint. checks  
Test Backflows

Hydrant testing and/or maintenance  
finish up west ave. water main lowering for TDOT  
Catch up taps when meters and yokes arrive

CATOOSA DEPARTMENT  
WATER LOST  
MAY 2023

<b>MASTER PUMPS</b>	<b>WATER PURCHASED</b>		
70-NORTH	14,014,470		
127 HWY	7,002,900		
GENESIS	7,527,200		
62 HWY	0		
<b>TOTAL</b>	<b>28,544,570</b>		
	<b>WATER SOLD</b>		
<b>MASTER PUMP TOTALS</b>	28,544,570		
<b>LESS CUSTOMERS</b>	20,916,400		
<b>LESS 200 ACCOUNTS</b>	5,323,400		
	2,304,770	<b>% of Loss</b>	<b>8%</b>
<b>FIRE DEPARTMENT</b>			
<b>TANK CLEANING &amp; FILLING</b>	-		
<b>METERED FILLING</b>			
<b>METERED FLUSHING</b>	130,287		
<b>UNMETERED FLUSHING</b>	450		
<b>UNMETERED LEAK</b>	1,951,410		
<b>BILL ADJUSTMENTS</b>			
<b>METERED LEAKS</b>			
<b>BULK SALES</b>			
<b>TOTAL</b>	<b>222,623</b>	<b>Total % Loss</b>	<b>1%</b>

# Permits Break Down Report

	City & County Mechanical	City & County Plumbing	City Commercial	City Residential	County Commercial	County Residential	Fines and Inspection Fees	Land Disturbance Permits	Plans Review	Sign	Not Defined	Total Permits	County Fees Paid	City Fees Paid	Total Fees Paid
July 2022	27	30	1	3	1	25	0	0	0	0	0	87	\$28,791.00	\$5,597.00	\$34,388.00
August 2022	20	43	4	19	1	29	0	2	0	4	0	122	\$40,538.00	\$18,973.00	\$59,511.00
September 2022	33	41	3	9	0	37	1	2	0	1	0	127	\$43,071.00	\$9,223.00	\$52,294.00
October 2022	25	22	1	9	1	17	0	4	1	0	1	81	\$22,524.00	\$9,329.00	\$31,853.00
November 2022	27	15	0	4	3	13	0	1	1	4	1	69	\$22,019.00	\$2,218.00	\$24,237.00
December 2022	37	27	5	6	0	20	0	3	1	0	1	100	\$24,622.00	\$12,794.00	\$37,416.00
January 2023	22	35	4	7	5	24	1	5	1	4	1	109	\$32,394.00	\$11,848.00	\$44,242.00
February 2023	24	27	2	9	1	18	0	3	0	4	0	88	\$22,435.00	\$7,623.00	\$30,058.00
March 2023	25	43	10	18	1	30	0	10	0	4	0	141	\$33,793.00	\$32,607.00	\$66,400.00
April 2023	47	35	3	9	4	25	0	2	1	0	1	127	\$33,884.00	\$9,202.00	\$43,086.00
May 2023	29	38	6	10	2	24	0	4	0	2	0	115	\$31,901.00	\$10,827.00	\$42,728.00
<b>Total</b>	<b>316</b>	<b>356</b>	<b>39</b>	<b>103</b>	<b>19</b>	<b>262</b>	<b>2</b>	<b>36</b>	<b>5</b>	<b>23</b>	<b>5</b>	<b>1166</b>	<b>\$335,972.00</b>	<b>\$130,241.00</b>	<b>\$466,213.00</b>



**Engineering Projects Report June 8, 2023**

Project	Current Status	Dates
<b>TDOT 127 South Utility Relocation</b>	The Contractor has almost completed relocating the City's utilities and is in the process of moving services from the old main lines to the new main lines.	Target Completion Date June 30, 2024
<b>TDOT 127 North Utility Relocation Section 1</b>	The utilities for this project are 88% financially complete as of May 31st. The Contractor continues in testing the waterlines and is moving services over to the new line.	Target Completion Date June 30, 2025
<b>TDOT 127 North Utility Relocation Section 4 (Fentress Cumberland County Line)</b>	The portion of this project that is the City's water utility relocation is complete and a final punch list will be created after the road work is completed.	Target Completion Date August 31, 2026
<b>TDOT 127 North Utility Relocation Section 2</b>	A utility deconfliction meeting was held August 2nd 2022 and the City was informed by TDOT that the bid letting will be moved to 2025.	Bid Letting December 8, 2023
<b>TDOT 127 North Utility Relocation Section 3</b>	A utility deconfliction meeting was held August 2nd 2022 and the City was informed by TDOT that the bid letting will be moved to 2025.	Bid Letting December 8, 2023
<b>Northwest Connector Phase 3</b>	The utilities for this project are 83% financially complete as of May 31st. The contractor continues to progress with the water and sewer relocation on the west end of the project.	Total Completion Date July 21, 2023 Finish from Genesis To Stout May 31, 2022
<b>Northwest Connector Phase 2</b>	The City has completed the acquisitions and TDOT is reviewing the right of way documents.	Tentative Bid Letting 2023
<b>Downtown Sidewalks</b>	TDOT has approved the right of way documents and is now reviewing the estimate.	
<b>Old Lantana Road, County Seat and Southbend Waterline Replacement</b>	The City has reviewed the plans and the Engineer is revising the plans. A construction start date will be established once the easements are acquired.	
<b>Bridges for Trails at Meadow Park</b>	The shop drawings for the bridge have been approved for production. The delivery date has been set for the month of October.	
<b>Quail Hollow Court</b>	The Exhibit "A" document required for the sale of the property will be updated when the Airport Layout Plan is updated.	
<b>Main Street and Lantana Traffic Signal Replacement</b>	The Contractor has completed the pole foundations and all underground conduit work. The Contractor will be back in September to set the poles. The current delivery schedule for materials will extend the completion of this project to December of 2023.	Completion date June 5, 2023
<b>Fourth Street and West Avenue Traffic Signal Replacement</b>	The City has received a draft set of ROW plans. A utility coordination meeting is forthcoming. This project has low priorities because the City will not have STP funds to fund construction for three to five years.	
<b>Meadow Park Water Filtration Plant Sewer Project</b>	The Engineer has created the exhibits for the easements. The City is in the process of acquiring the easements.	Schedule will be forthcoming
<b>Raw Water Study (Meadow Park Lake Expansion)</b>	A meeting with the regulating agencies has been set up, mid-month, to discuss the tabulated environmental features and the mitigation.	
<b>Airport Obstruction Removal</b>	The Contractor has completed the obstruction clearing. An aerial LIDAR survey has been performed and they are processing the data. All contracted obstructions have been removed.	
<b>Underwood Street Sidewalk</b>	Acquisition documents have been turned over to the City Attorney so that City Staff can negotiate the acquisitions.	
<b>Tulip Drive Sewer Installation</b>	The plans are complete and the City is awaiting the payment of the fees.	
<b>Airport ALP</b>	The operations data collection has been completed and the data shows that the width of the runway is justified. The Engineer has submitted an updated schedule which projects this project to be completed in April 2024.	
<b>Industrial Blvd and Highway 127 Intersection Waterline Rehab</b>	The Main Street road bore and end connections is the remaining work for this project. This project will carry over into the next fiscal year because of delays in materials.	Completion date June 3, 2023
<b>TDOT SR 1 Highway 70 Bridge Replacement (Sparta Highway) Utility Relocation</b>	We are waiting on the bid letting. All plans and specifications have been delivered to TDOT.	Bid Letting December 9, 2022
<b>TDOT SR 24 Highway 70 North Bridge Replacement Utility Relocation</b>	The Engineer is developing the utility relocation plan. TDOT is working out clearance issues with TVA lines and this project's timeline will grow.	Bid Letting August 19, 2022 DELAYED
<b>CoLinX Fire Pump and Tank System</b>	The line has been capped and the tank and pump have been disconnected from the fire system.	
<b>Little Obed Pedestrian Bridge</b>	The City was not selected for the CDBG grant last year and the City is reapplying.	
<b>Meadow Park Water Filtration Transfer Pumps</b>	All work is complete and a final change order is on the agenda for approval. This project will be removed from this list.	
<b>Airport PAPI Replacement</b>	The lights are in working order and we are awaiting an FAA flight check and final clean up. The FAA flight check has been placed in the FAA flight queue.	Completion date December 14, 2022
<b>High Mast Light Replacement on Peavine Interchange</b>	All work has been completed and a final close out change order is on the agenda. This project will be removed from this list.	
<b>Meadow Park Kayak Launch</b>	The Contractor has installed the frame and the floats.	
<b>Site Construction for Airport Box Hangars</b>	The permit has been modified to contain coverage for the 80 x 80 Hangar and the four 60 x 60 hangars. The Street Department will be starting the 80 x80 pad next week.	
<b>Truck Route</b>	The Engineering firm is developing a contract and schedule for the City's approval.	
<b>Hilltoppers Paved Trail Extension</b>	The paving has been awarded along with the parking lot seal coating. A notice of award has been delivered to the contractor.	
<b>Airport Terminal Building</b>	A contractor has been selected and we are awaiting final grant approval before the contract is executed.	
<b>TDOT West Avenue Drainage Repair and Paving</b>	The culvert installation and the waterline relocation will occur Saturday and will continue through Monday.	
<b>Palace Theater Knee Wall Repair and Roof Upgrades.</b>	This project is complete and will be removed from this list.	
<b>Ramey Road Sewer Extension</b>	The plans have been approved by TDEC and two easements are being acquired.	
<b>City Hall Roof Upgrade</b>	The contractor has perform a pull test and should be starting the project in the next 30 days.	
<b>Demolition and removal of Buildings on Ford Property</b>	The asbestos survey has been completed and the removal of the asbestos from the survey building and the McGinnis building will be discussed with TDEC and we will decide on the means of removal.	
<b>Interchange Box Culvert Replacement</b>	The box culvert has been delivered and installed. The contractor is installing the riprap and regrading the slopes.	
<b>Private Developments</b>		
<b>The Gardens Phase 8 Plat 3</b>	All roads, water and sewer are complete. The stormwater retention structures have not been completed and the City is holding a financial guarantee for this work.	
<b>The Gardens Phase 8 Plat 4A</b>	All roads, water and sewer are complete. The stormwater retention structures have not been completed and the City is holding a financial guarantee for this work.	
<b>Sky View Meadow Subdivision Phase 2 &amp; 3</b>	All roads, water and sewer are complete. The stormwater retention structures have not been completed and the City is holding a financial guarantee for this work.	

## **Airport Committee Meeting Report from FBO: June 5, 2023**

April Fuel Flow: 5,687 Gallons  
Avgas: 3,035 gallons  
Jet A: 2,652 gallons

**May Fuel Flow: 10,031 Gallons**  
**Avgas: 3,175 gallons**  
**Jet A: 6,586 gallons**

Last May Fuel Flow: 9,073 Gallons  
Avgas: 3,239 gallons  
Jet A: 5,834 gallons

Fuel sales were up significantly in May over April and up 10.5% over last May. The increase is due to the increase in Jet fuel sales as Avgas sales remain steady month to month. This is encouraging after a few slow months.

We flew 136 hours in Crossville for flight training, down 3% from April. There are remaining funds from the two-year contract with CCHS that will carry over into this coming fiscal year. This will allow continued high school student training on a scaled back basis. Our overall flying across all locations remains strong with the demand for new pilots nationwide.

It is Azure's intention to be back in the Aircraft Charter business after August 31. We are partnering with a Nashville based business group to be a minority owner of a charter operation which will allow us to operate charter flights at all of our locations. As we get closer to the start-up date we will provide more details about the scope of this operation. We believe it will add more value to Crossville when we can provide charter flights to the local businesses who do not own an airplane.

High interest rates and a stagnant economy nationwide has slowed the general aviation market down. Inventories of used aircraft have increased and the back log of orders for new aircraft is down. It is unclear how this will play out over the next 12 months but being in Tennessee is helpful since the economy of the state continues to perform better than the national average.

We are still planning on beginning construction on at least two 60 by 60 hangars this summer.

6 Months interest in December and May

Principal payment in May

				6/30/2022	Due May		6/30/2023
				LOAN	PRINCIPLE	INTEREST	LOAN
				<u>BALANCE</u>	<u>PAYMENT</u>	<u>PAYMENT</u>	<u>BALANCE</u>
GENERAL FUND							
E-911			2024 Variable	\$ 130,000	\$ 130,000	\$ 5,800	\$ -
2020 Series A1 Bonds	2021	2037	4.00%	\$ 3,905,000	\$ 55,000	\$ 87,250	\$ 3,850,000
2020 Series B Bonds	2021	2028	4.27%	\$ 1,650,000	\$ 270,000	\$ 19,690	\$ 1,380,000
2020 Series A2 Bonds	2021	2037	3.00%	\$ 1,105,000	\$ 60,000	\$ 24,000	\$ 1,045,000
				\$ -	\$ -	\$ -	\$ -
				<u>\$ 6,790,000</u>	<u>\$ 515,000</u>	<u>\$ 136,740</u>	<u>\$ 6,275,000</u>

Water & Sewer Fund

2020 Series C Bonds	0.80534	2050	4.00%	\$ 29,360,000	\$ 560,000	\$ 681,966	\$ 28,800,000
Catoosa's Share	0.19466			\$ 5,715,218	\$ 109,010	\$ 132,752	\$ 5,606,208
				\$ 23,644,782	\$ 450,990	\$ 549,214	\$ 23,193,792
2020 Sries D Bonds		2027	4.19%	\$ 1,030,000	\$ 205,000	\$ 11,102	\$ 825,000
				<u>\$ 24,674,782</u>	<u>\$ 655,990</u>	<u>\$ 560,316</u>	<u>\$ 24,018,792</u>

CATOOSA

2020 Series C Bonds		2050	4.00%	\$ 5,715,218	\$ 109,010	\$ 132,752	\$ 5,606,208		
5/20/2021 RUD Plateau tank	40 yrs	2021	2061	1.75	\$ 873,174	\$ 15,818	\$ 15,154	\$ 857,355	mnth pmnt
4/11/2022 RUD Plateau tank	40	2061	1.5	\$ 307,519	\$ 5,722	\$ 4,574	\$ 301,796	\$ 301,796	mnth pmnt
				<u>\$ 6,588,392</u>	<u>\$ 124,828</u>	<u>\$ 147,906</u>	<u>\$ 6,463,563</u>		

**TOTALS (WATER & SEWER FUND)**

**\$ 31,263,174   \$ 780,818   \$ 708,222   \$ 30,482,355**

TOTAL ALL FUNDS

\$ 38,053,174   \$ 1,295,818   \$ 844,962   \$ 36,757,355

CITY OF CROSSVILLE  
CURRENT GRANTS/PROJECTS

GENERAL FUND

Grant Agency	Project	Amount			Money	Money	To Be
		Grant	Local	Total	Spent	Received	Received
<b>AWARDED:</b>							
Dept. of Justice	Bulletproof vests	\$ 36,781.44	\$ 36,781.44	\$ 73,562.88	\$ 63,732.12	\$ 36,793.78	
Dept. of Justice	Body Worn Cameras	\$43,000	\$ 43,000.00	\$ 86,000.00	\$ 117,082.94	\$ 43,000.00	
THSO Alcohol Saturation/Checkpoint Grant	Alcohol Saturation-2022	\$ 20,000.00	\$ -	\$ 20,000.00			
HIDTA	Drug Task Force Overtime	\$ 18,000.00	\$ -	\$ 18,000.00			
TDOT-Aeronautics	Airport Layout Plan	\$ 190,000.00	\$ 10,000.00	\$ 200,000.00	\$ 28,492.59	\$ 19,601.36	
TDOT-Aeronautics	Airport Lighting Rehab	\$ 153,395.00	\$ 1,835.00	\$ 155,230.00	\$ 125,953.15	\$ 120,947.15	\$ 3,171.00
TDOT-TAP	Downtown Sidewalks/Lights	\$ 1,299,651.36	\$ 324,912.84	\$ 1,624,564.20			
TDOT-Surface Trans	Northwest Connector 3	\$ 1,046,137.00	\$ 251,534.00		\$ 1,266,575.21	\$ 1,013,260.17	
TDOT-Surface Trans	Northwest Connector 2	\$ 458,648.00	\$ 114,662.00	\$ 573,310.00	\$ 237,226.03	\$ 189,780.82	
TDOT-Aeronautics	Obstruction Clearing	\$ 122,000.00		\$ 122,000.00			
TDOT-Aeronautics	Obstruction Clearing	\$ 230,850.00		\$ 230,850.00	\$ 212,650.00		\$ 212,650.00
TDOT-Aeronautics	Obstruction Clearing	\$ 247,650.00	\$ 16,265.00	\$ 247,650.00	\$ 224,200.00		\$ 224,200.00
TDOT-Aeronautics	Design Terminal Renovations	\$ 78,940.00	\$ 3,160.00	\$ 82,100.00	\$ 21,621.81	\$ 21,621.81	
TDOT-Aeronautics	Operations Counting System	\$ 32,300.00	\$ 1,700.00	\$ 34,000.00	\$ 10,022.67	\$ 8,322.67	
TDOT-Aeronautics	ARPA	\$ 3,494,987.87	\$ -	\$ -	\$ 348,747.68	\$ 3,494,987.87	
TDOT-Aeronautics	Airport Maintenance 22-23	\$ 15,000.00	\$ -	\$ -	\$ 9,934.01	\$ 5,174.64	\$ 4,262.67
TDOT-Aeronautics	ACRGP	\$ 9,000.00	\$ -	\$ 9,000.00	\$ 9,000.00	\$ 9,000.00	
TDOT-Aeronautics	ARPA-Airport	\$ 22,000.00		\$ 22,000.00	\$ 18,087.71	\$ 18,087.71	
<b>TOTALS</b>		<b>\$ 7,472,340.67</b>	<b>\$ 782,725.28</b>	<b>\$ 2,750,667.08</b>			