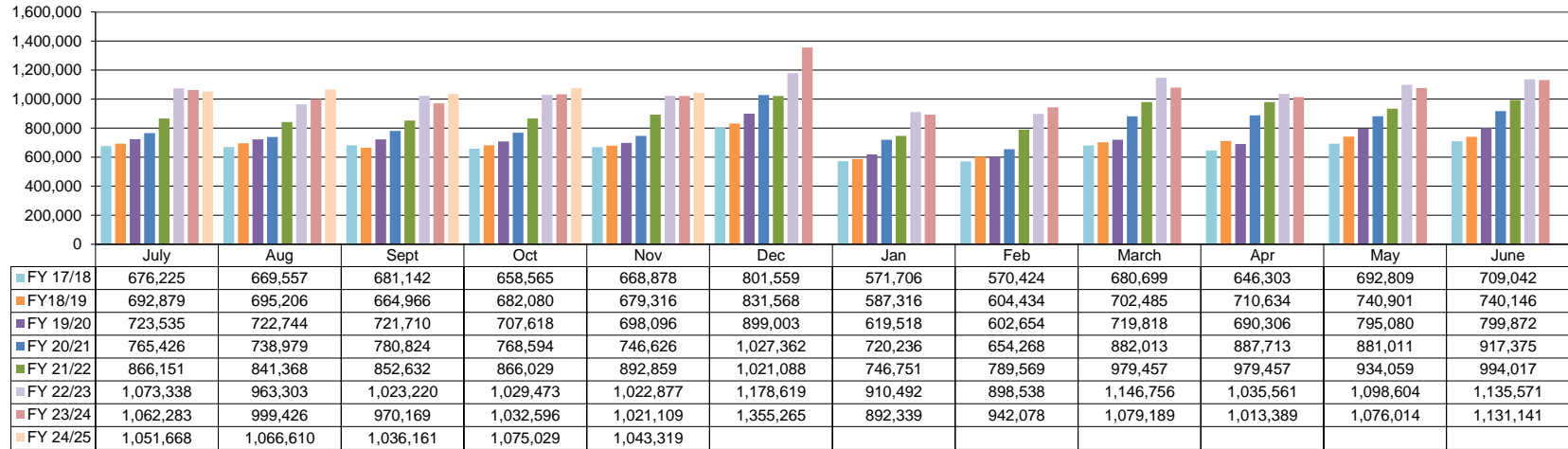
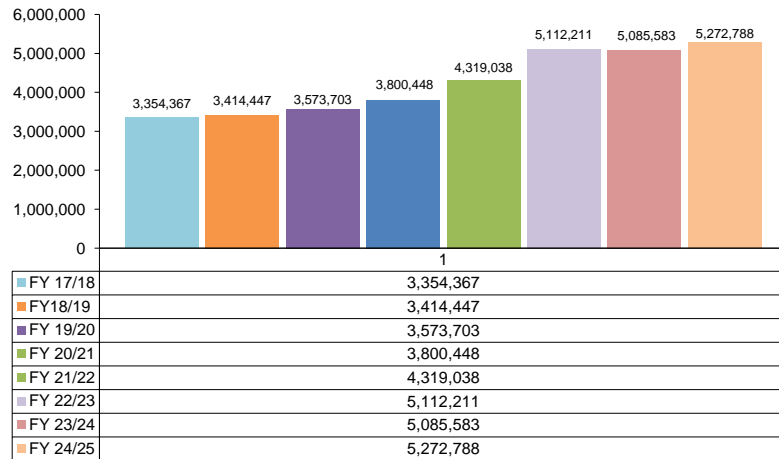


Sales Tax



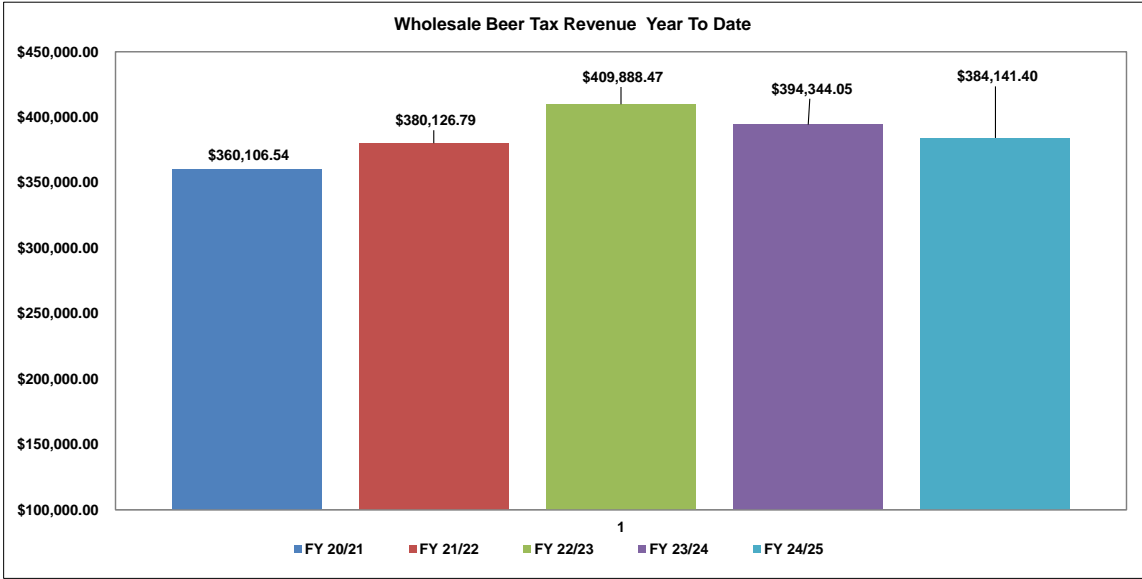
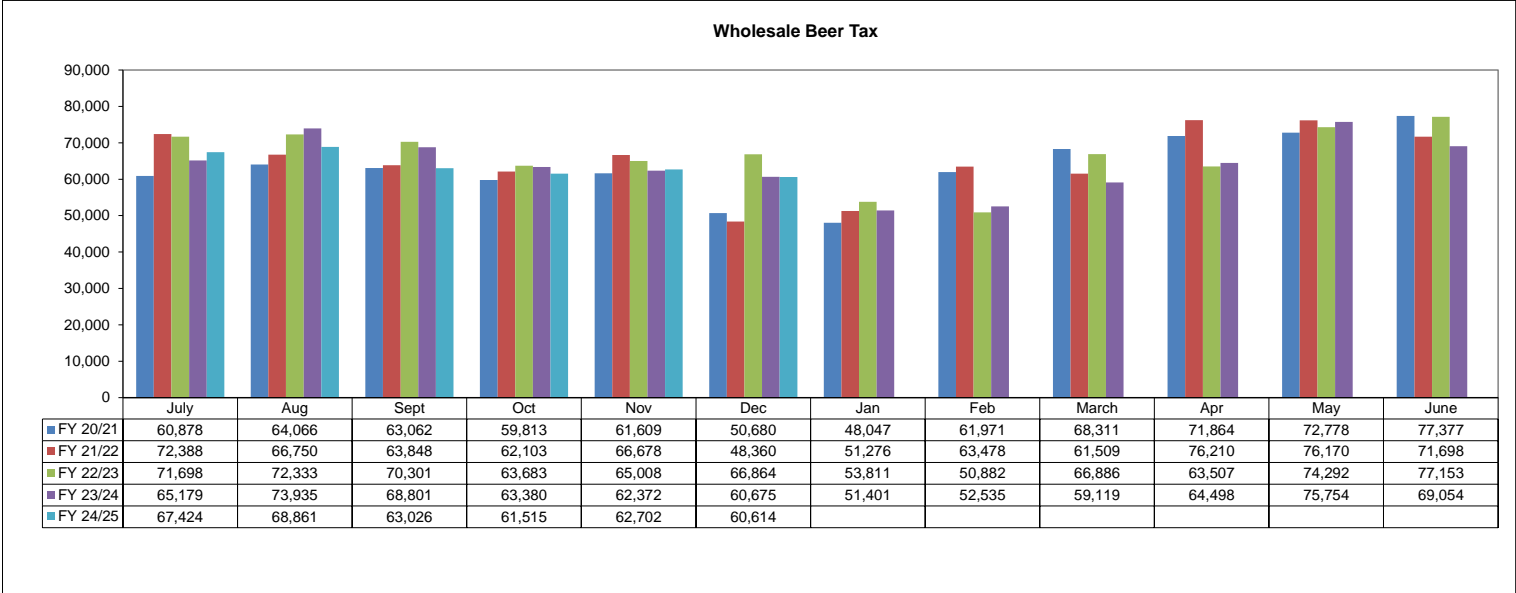
Sales Tax Revenue Year-to-Date

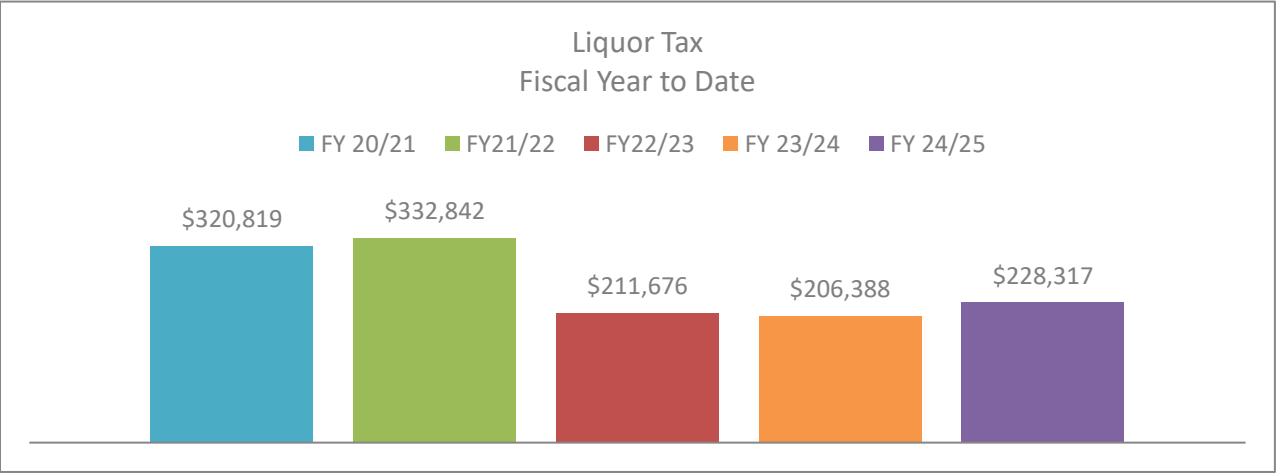
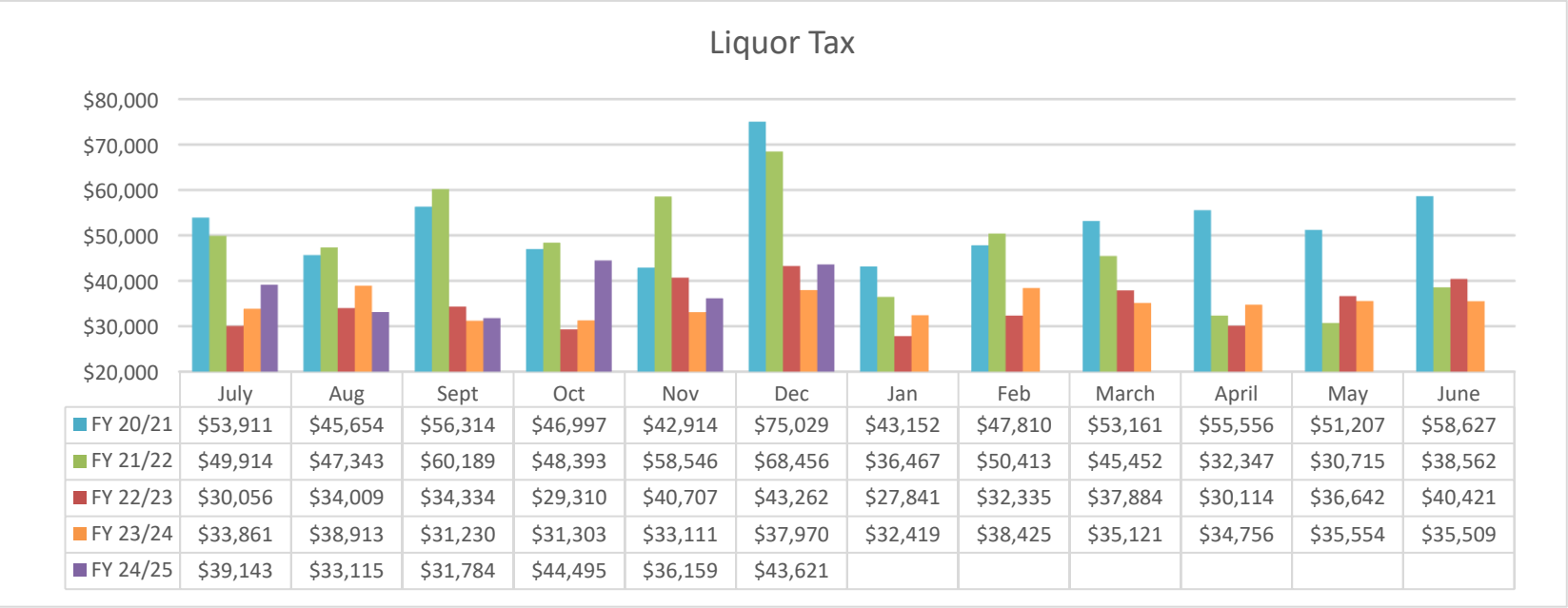


*COLLECTIONS IN THE CITY OF CROSSVILLE

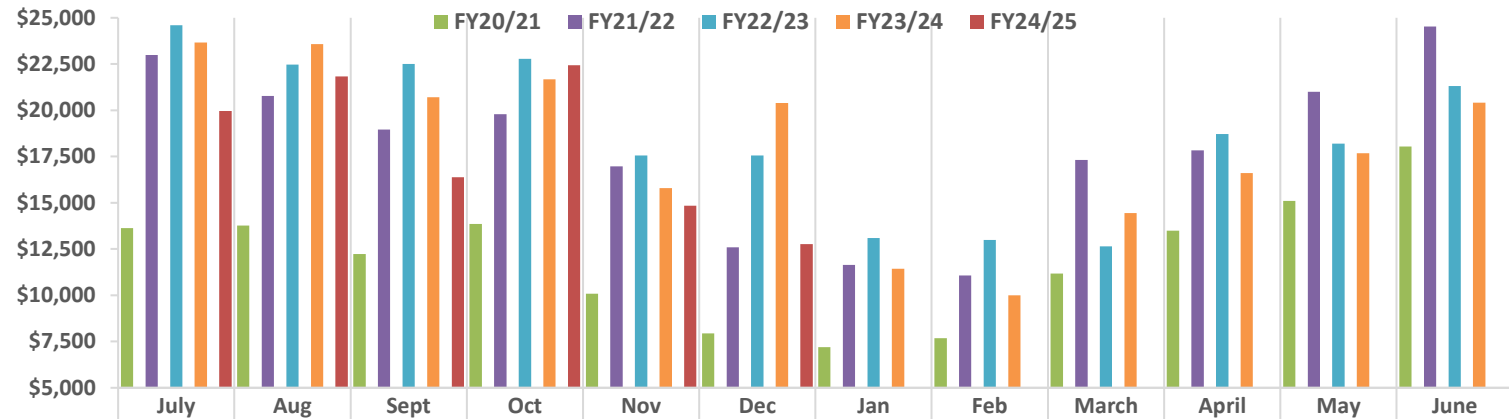
State of TN Cost of Administration	1.125%	\$	23,824.58
Net Collections (sent to Trustee's office)		\$	2,093,915.67
Local Option Out of State Distribution		\$	13,662.20
Trustee of Cumberland County	1%	\$	20,939.16
Net To Be Distributed		\$	2,086,638.72
CITY OF CROSSVILLE SPLIT			
Check to City of Crossville		\$	1,043,319.36
Check to Cumberland County Board of Education		\$	1,043,319.36

*Totals reported in January but actually collected in November



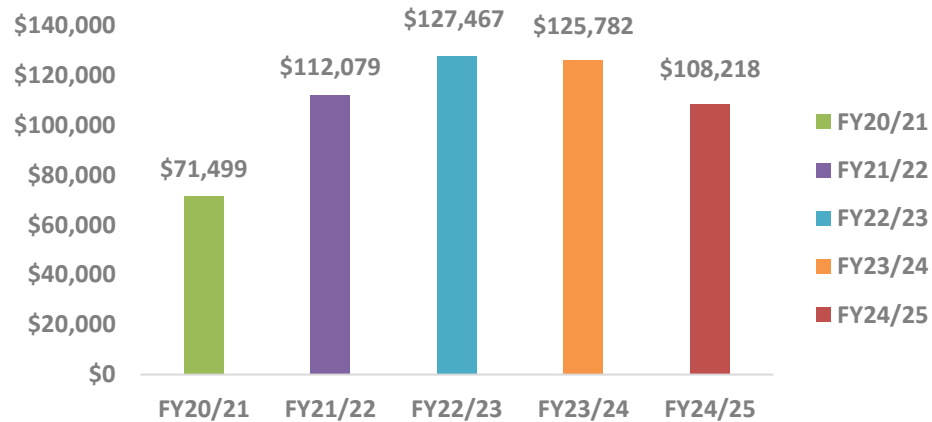


HOTEL OCCUPANCY TAX



	July	Aug	Sept	Oct	Nov	Dec	Jan	Feb	March	April	May	June
FY20/21	\$13,626	\$13,762	\$12,228	\$13,859	\$10,089	\$7,934	\$7,194	\$7,674	\$11,174	\$13,495	\$15,107	\$18,045
FY21/22	\$22,989	\$20,773	\$18,959	\$19,785	\$16,977	\$12,596	\$11,645	\$11,066	\$17,324	\$17,832	\$21,000	\$24,535
FY22/23	\$24,596	\$22,474	\$22,499	\$22,779	\$17,560	\$17,560	\$13,095	\$12,993	\$12,646	\$18,716	\$18,192	\$21,317
FY23/24	\$23,661	\$23,574	\$20,700	\$21,667	\$15,791	\$20,389	\$11,442	\$10,003	\$14,439	\$16,610	\$17,676	\$20,420
FY24/25	\$19,970	\$21,829	\$16,380	\$22,437	\$14,834	\$12,768						

Hotel Occupancy Tax - Year to Date



Monthly Stats
January 2025

CITATIONS		OFFENSES		ARRESTS	
Ran Stop Sign	3	Burglary	2	Burglary	4
Speeding	11	Theft from Vehicle	2	Fraud	2
Seatbelt Violation	10	Theft from Building	3	Shoplifting	3
Texting while Driving	1	Theft All Other	1	Assault	2
Failure to Yield	1	Rape	2	Domestic Assault	8
Insurance Violation	15	Fraud	5	Viol. OP/Bond Conditions	1
Registration Violation	17	Death	1	Resist/Evading Arrest	7
Light Law Violation	15	Shoplifting	1	Drug Violation	10
Window Tint Violation	4	Fraud	5	Drug Equipment	6
Illegal Turn	1	Lost Property	6	DUI	9
Improper Use of Lane	1	Vandalism	5	Viol. Of Implied Consent	2
No Driver's License	2	Forcible Fondling	2	DOR/DOS/No DL	9
Ran Traffic Light	3	Drug Violation	1	Wepons Law Violation	9
Viol. Of Muffler Law	1	Overdose	2	Public Intoxication	6
		Robbery	1	Criminal Trespass	2
		Drug Equipment	1	Vandalism	1
		Road Rage	1	Vehicle Theft	1
		Criminal Trespass	1	Traffic Violations	11
		DCS/APS Referral	3	Hit & Run	3
		Vehicle Theft	2	Warrant	16
				False Report	1
				Child Neglect	1
				Tampering with Evidence	1
				Assault on Officer	1
				Poss. Of Burglary Tools	2
				Poss. Of Catalytic Converter	2
				Reckless Endangerment	2
TOTAL	85	TOTAL	47	Preventing 911 Calls	2
SPEED WARNINGS	0	JUVENILE ARRESTS		TOTAL	124
WARNINGS	0	Vaping Violation	2	SOCIAL SERVICES	
Accidents		Unruly Juvenile	1	VICTIM CONTACTS	11
Fatality	0	Runaway	4	INFO/REFERAL/SERVICES	8
With Injury	7	Shoplifting	2	ROAD CALLS	1702
Without Injury	17	Vandalism	1	SCHOOL CALLS	466
Minor	54	Domestic Assault	1	ANIMAL CONTROL CALLS	41
TOTAL	78	TOTAL	11	TOTAL CALLS	2209

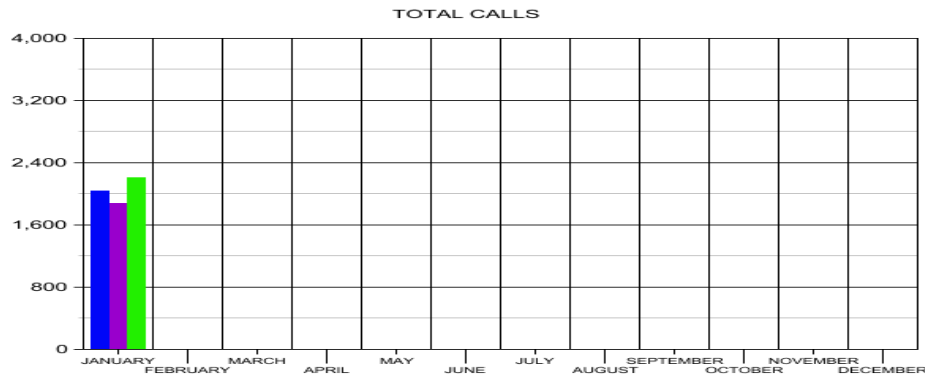
* No events to report*



CROSSVILLE POLICE DEPARTMENT STAT COMPARISONS

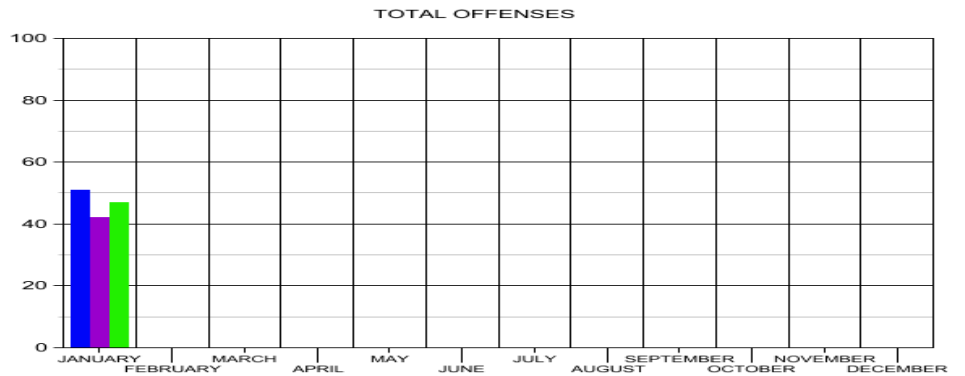
YEAR TO YEAR

2023 2024 2025



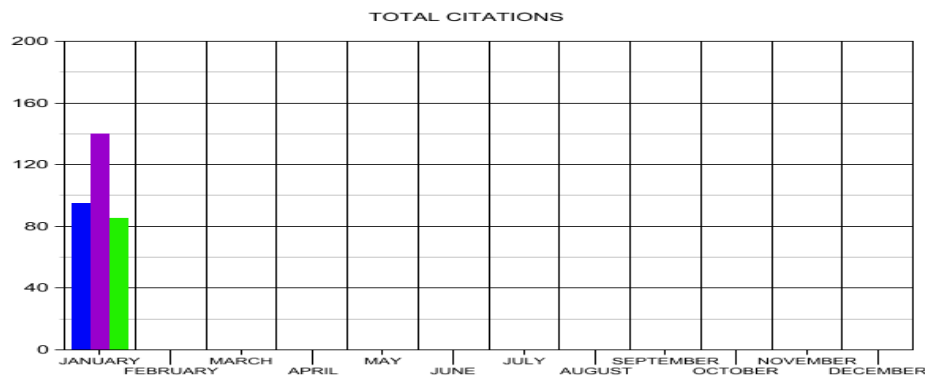
CALLS

2023—2,042 2024—1,881 2025—2,209



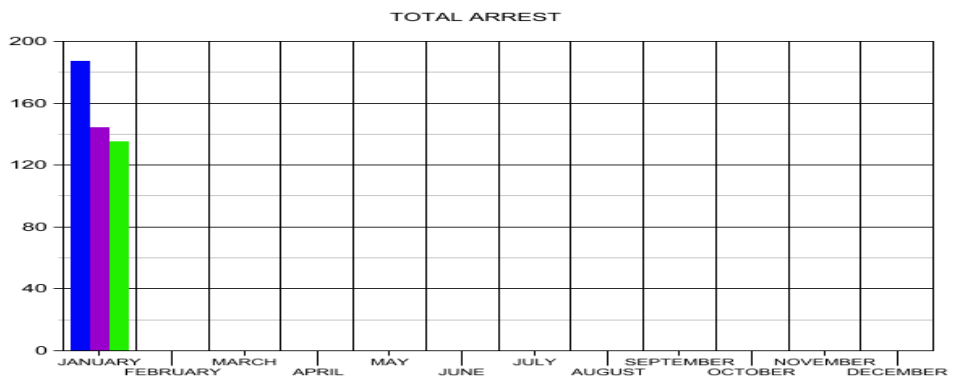
OFFENSES

2023—51 2024—42 2025—47



CITATIONS

2023—95 2024—140 2025—85



ARREST

2023—187 2024—144 2025—135



CROSSVILLE POLICE DEPARTMENT

STAT COMPARISONS

JAN 25 TOTAL CALLS - 2,209

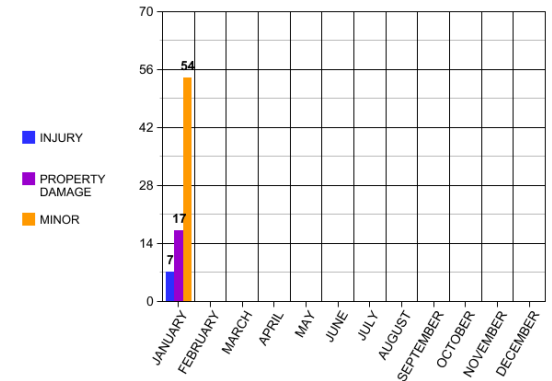
DEC 24 TOTAL CALLS - 2,417

YEAR TO DATE - 2,209

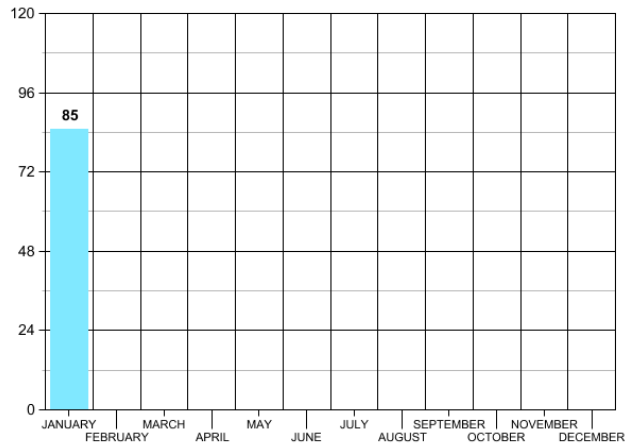
SPECIAL EVENTS

NONE TO REPORT

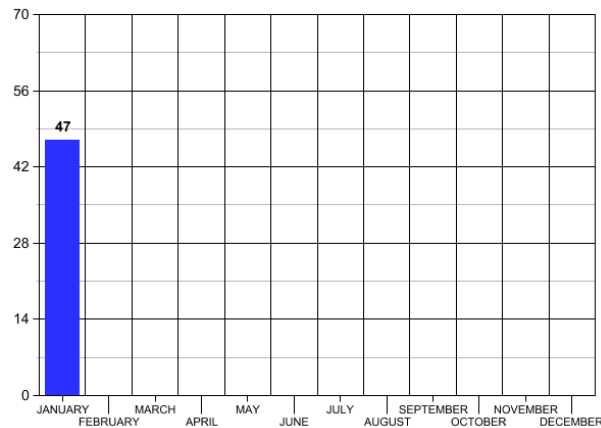
MONTHLY ACCIDENTS



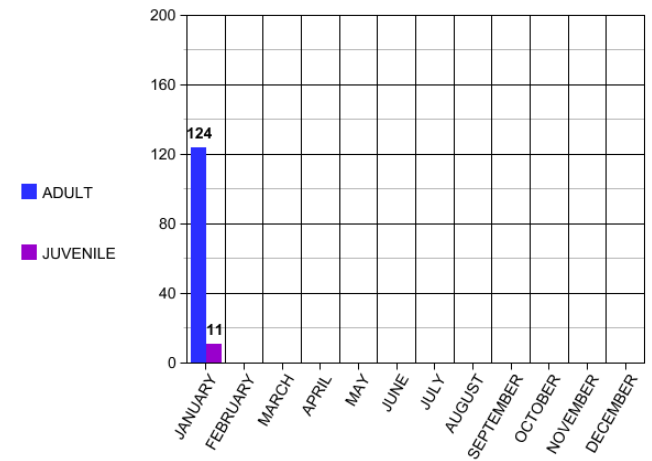
MONTHLY CITATIONS



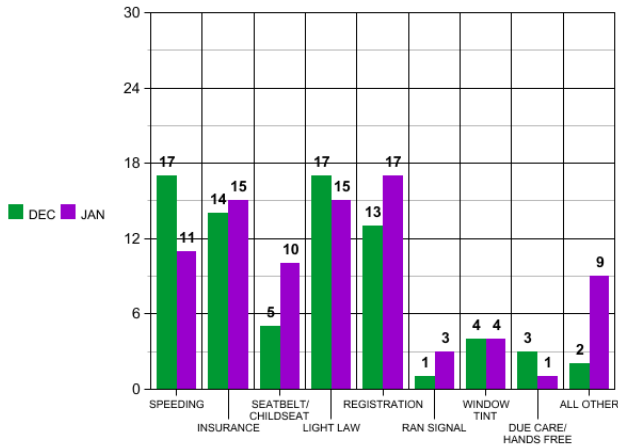
MONTHLY OFFENSES



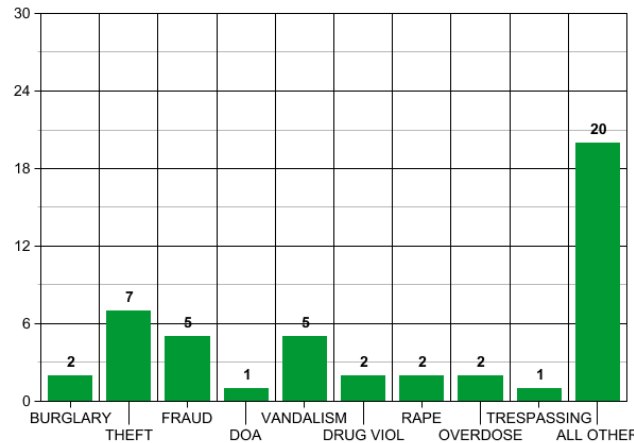
MONTHLY ARREST



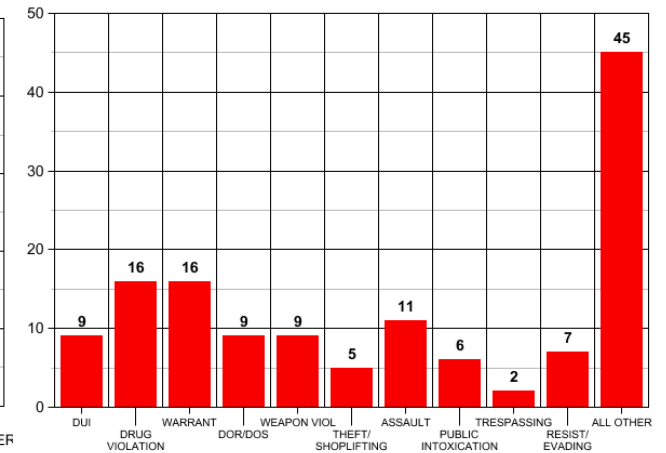
PREVIOUS MONTH CITATION COMPARISON



OFFENSE BY CATEGORY



ARREST BY CATEGORY



Crossville Fire Dept.

Crossville, TN

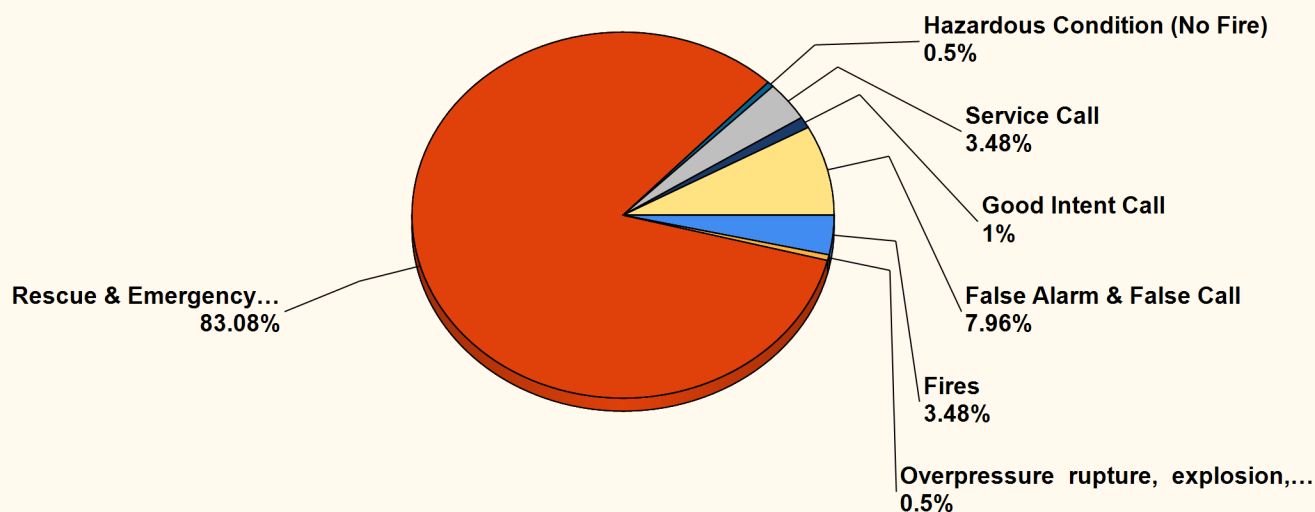
This report was generated on 2/3/2025 11:52:26 AM

CROSSVILLE



Breakdown by Major Incident Types for Date Range

Zone(s): All Zones | Start Date: 01/01/2025 | End Date: 01/31/2025



MAJOR INCIDENT TYPE	# INCIDENTS	% of TOTAL
Fires	7	3.48%
Overpressure rupture, explosion, overheating - no fire	1	0.5%
Rescue & Emergency Medical Service	167	83.08%
Hazardous Condition (No Fire)	1	0.5%
Service Call	7	3.48%
Good Intent Call	2	1%
False Alarm & False Call	16	7.96%
TOTAL	201	100%

Only REVIEWED and/or LOCKED IMPORTED incidents are included. Summary results for a major incident type are not displayed if the count is zero.



emergencyreporting.com
Doc Id: 553
Page # 1 of 2

Detailed Breakdown by Incident Type

INCIDENT TYPE	# INCIDENTS	% of TOTAL
111 - Building fire	2	1%
113 - Cooking fire, confined to container	1	0.5%
131 - Passenger vehicle fire	2	1%
142 - Brush or brush-and-grass mixture fire	1	0.5%
150 - Outside rubbish fire, other	1	0.5%
223 - Air or gas rupture of pressure or process vessel	1	0.5%
321 - EMS call, excluding vehicle accident with injury	156	77.61%
322 - Motor vehicle accident with injuries	10	4.98%
324 - Motor vehicle accident with no injuries.	1	0.5%
445 - Arcing, shorted electrical equipment	1	0.5%
500 - Service Call, other	4	1.99%
551 - Assist police or other governmental agency	3	1.49%
651 - Smoke scare, odor of smoke	2	1%
700 - False alarm or false call, other	1	0.5%
731 - Sprinkler activation due to malfunction	2	1%
733 - Smoke detector activation due to malfunction	1	0.5%
735 - Alarm system sounded due to malfunction	4	1.99%
741 - Sprinkler activation, no fire - unintentional	1	0.5%
744 - Detector activation, no fire - unintentional	2	1%
745 - Alarm system activation, no fire - unintentional	5	2.49%
TOTAL INCIDENTS:	201	100%

Only REVIEWED and/or LOCKED IMPORTED incidents are included. Summary results for a major incident type are not displayed if the count is zero.



Water Loss

	Consumption	Water loss - flushing	Water loss - leaks	Water loss-fire fighting	Total Internal Use	Unaccounted-for Water	Pumped Water	LOSS %
2024								
January	88,553,100	378,481	3,495,413	0	3,873,894	39,582,706	132,009,700	30%
February	105,450,600	509,475	141,116	720	651,311	3,165,589	109,267,500	3%
March	90,362,500	293,661	382,776	25,360	701,797	19,023,803	110,088,100	17%
April	89,912,900	23,866	2,199,219	1,800	2,224,885	19,623,215	111,761,000	18%
May	95,249,300	60,692	2,820,340	6,835	2,887,867	22,702,133	120,839,300	19%
June	98,602,900	123,767	2,447,742	30,475	2,601,984	25,893,816	127,098,700	20%
July	115,335,300	238,550	3,193,598	12,180	3,444,328	15,916,372	134,696,000	12%
August	123,053,100	723,971	3,740,784	18,490	4,483,245	5,883,055	133,419,400	4%
September	113,992,200	1,244,809	2,244,280	7,735	3,496,824	3,370,977	120,860,000	3%
October	106,415,200	219,050	4,478,022	8,448	4,705,520	8,171,380	119,292,100	7%
November	100,404,600	98,871	1,509,121	3,539	1,611,531	3,160,369	105,176,500	3%
December	96,556,900	32,406	2,061,039	1,800	2,095,245	17,409,855	116,062,000	15%
2025								
January	94,545,900	346,675	2,190,268	5,825	2,542,768	25,624,232	122,712,900	21%
February					0	0		#DIV/0!
March					0	0		#DIV/0!
April					0	0		#DIV/0!
May					0	0		#DIV/0!
June					0	0		#DIV/0!
July					0	0		#DIV/0!
August					0	0		#DIV/0!
September					0	0		#DIV/0!
October					0	0		#DIV/0!
November					0	0		#DIV/0!
December					0	0		#DIV/0!
TOTAL:								
6 mos	634,967,900	2,665,782	16,223,513	45,837	18,935,132	63,619,868	717,522,900	9%
12 mos	1,229,881,400	3,915,792	27,408,304	123,207	31,447,303	169,944,797	1,431,273,500	12%

MONTHLY REPORT

Street Department

January 2025

Street Department Work Orders:

- Sweeper Truck
 - 15 loads of debris, 11 locations.
- Leaf removal
 - 20 loads of leaves, 137 locations.
- Snow removal – 7 days.
- Brush Removal
 - 16 Loads, 73 locations.
- Patch Gravel Shoulders
 - Larch Drive, Spiers Way, Storie Avenue, Stanley Street, Darrell Avenue, Old Watkins Road, Whitehead Drive, Peterbilt Lane, River Lane, Matherly Street, Sweeney Drive, Livingston Road, Storie Avenue.
- Patching
 - E. Adams, Carriage Drive & Galloway, Matherly Street, Louise Street, Crossroads Drive, Holiday Drive, Livingston Road & Main Street, Woodlawn Road, Southway & Wells Road, Fourth Street, Waterview Drive, Sparta Hwy, Town Branch, Interchange Drive.
- Culvert installs (New)
 - Jesse Loop.

Sign and Electrical Maintenance Work Orders:

- Traffic Signal Repair/Maintenance
 - Martin Elementary School – light.
 - #33 West @ Fourth – Traffic signal shades.
- Misc. work with bucket truck
 - Take down Christmas lights.
- Sign repair/Maintenance and Fabricating letters
 - 38 locations.
- Traffic Counters
 - Sparta Drive.

Miscellaneous:

- Beeper Call-outs:
 - 127 & Industrial Blvd. – Red light on flash.
 - 127 South @ 68 – Red light on flash.
- Street light poles on Main Street.
- Training – Attend IMSA class.

- Assist water utility department – Salt West Avenue – icy road due to water leak repair.
- Repair/replace mailboxes:
 - 726 E. First Street
 - 314 Ridgeway Drive
 - 110 Canary Court
 - 28 Goldenbrook Drive
 - 121 & 99 Southridge Circle
- Salt truck preparations.

JANUARY 2025 MONTHLY REPORT

MAINTENANCE DEPARTMENT

GENERAL MAINTENANCE WORK ORDERS COMPLETED: 64

SPECIAL PROJECTS/WORK ORDERS:

- Remodel and paint the kitchen, breakroom, and office at Utility Maintenance.
- Install new breakers and switch at the Palace.
- Repair water leak at the Airport.
- Worked overtime for snow removal.

SERVICE TRUCK CALLS: 37

VEHICLE/EQUIPMENT SERVICES AND REPAIRS:

- CODES
 - NONE
- AIRPORT
 - Unit 325 – Service, rear brake pads and rotors. Driver door inside handle.
- CATOOSA
 - Unit 1200 – Service.
 - Unit 1214 (Mini Ex) – Tighten hydraulic fitting.
- FIRE
 - Squad 1 – Service.
- MAINTENANCE
 - Unit 299 – Service.
 - Unit 203 – Repair wiring for ignition. Charge battery. Install new window crank handle and lube window regulator.
- WATER TRANSMISSION/SEWER
 - Unit 406 – Service, cabin air filter.
 - Unit 429 – Service, air filter, fuel filters & cabin air filter.
 - Unit 401 – Service. Install emergency lights.
 - Unit 435 – Service, air filter, cabin air filter, alternator belt tensioner.
 - Unit 446 – Replace fuel filter.
 - Unit 438 – Inspect for long crank. Found glow plugs bad – replaced.
 - Unit 441 – Service, replace right side top roller, install new fuel shut off, grease.
- STREET
 - Unit 605 – Service.
 - Unit 602 – Service, install radio.
 - Unit 641 – Inspect for auger not turning. Repair leaking hose and top off oil.
 - Unit 648 – Replaced left plow cylinder.
 - Unit 606 – Plugged right, front tire.

- Unit 604 – Replace front driver coil pack. Install roof rack over tool box. Install new radio antenna.
- Unit 616 – Service, air filter.
- Unit 622 – Replaced fuel filter, replaced hydraulic line, greased.
- Unit 608 – Service.
- Unit 621 – Replace thermostat.
- Unit 635 – Install light bar and power inverter.
- Unit 615 – Replace and repair fuel tank.
- Unit 649 – Brake inspection. Moved spinner shield.
- Unit 642 – Relay base.
- Unit 640 – Clean & cap off water in fuel pigtail. Troubleshoot pedal position sensor.
- Unit 639 – Install new bolts in bracket (plow mount). Replace airline fitting.
- POLICE
 - Unit 18 – Radiator assembly; cooling fan assembly.
 - Unit 37 – Service.
 - Unit 72 – Service.
 - Unit 26 – Service, air filter, wiper blades, front pads & rotors, rear pads & rotors.
 - Unit 07 – Service, license plate bulbs.
 - Unit 82 – Service.
 - Unit 67 – Repair coolant leak, replace clamps.
 - Unit 19 – Replaced battery.
- PARKS & RECREATION
 - NONE
- WATER TREATMENT
 - NONE
- IT DEPARTMENT
 - NONE
- EMERGENCY MANAGEMENT
 - EMA F150 (Blue) – Replace battery.
- ENGINEERING
 - NONE
- CEMETERY
 - NONE
- STORM WATER
 - NONE
- VEOLIA
 - Unit 808 (Spreader older truck) – Remove and replace transmission, service.
- CENTRAL STAFF
 - NONE

Utility Maintenance

Dec-24 Monthly Report

<u>Locations:</u>	404
-------------------	-----

<u>Backflows Tested:</u>	18
--------------------------	----

<u>Grinder Pumps Sold:</u>	1
----------------------------	---

<u>Preliminary Inspections:</u>	0
---------------------------------	---

<u>Final Inspections:</u>	2
---------------------------	---

<u>Replacement Pumps</u>	0
--------------------------	---

<u>Grinder Pumps Repairs</u>	23
------------------------------	----

<u>Meter:</u> Turn-Ons	24
Turn-Offs	20
Occupant Changes	58
Reinstates	36
Checks, Replacement, Repair	33
Water Taps	3
Main Line Leaks	15
Service Repairs	3

<u>Total Water Loss:</u>	1,773,808.6 gallons
--------------------------	---------------------

<u>Sewer Taps</u>	3
-------------------	---

<u>Sewer Line Repairs</u>	1
---------------------------	---

<u>Graves</u>	5
---------------	---

<u>Pipe Installed</u>	11' of 3/4" copper
	0' of 1" copper
	0' of 2" copper
	32' of 6" PVC
	0' 12" PVC
	2' 2" PVC
	4' of 4" pvc
	0' of 3/4 PVC
	0' of 1" PVC
	0 of 4" HDPE
	0' of 2" HDPE

0' of 10" pvc

0' of 8" pvc

Monthly Summary

Replaced approximate ely 6 3/4
water meters due to meter or AMR malfunctioning
Read meters, Did service orders and customer complaints
tested 18 backflows devices
done dead end line flushing
fixed water leaks
made water and sewer taps

Water leaks repaired:

43 Wright Lane
304 Parkway drive
60 Town loop
1129 Sparta Drive
End of Homestead Drive
220 West First Street
249 Highland drive
145 South Old Mail road
Webb ave.
49 Cumberland Plaza
Rose street and Irwin ave.
219 Roma drive
96 Wright lane
150 Stanely street
67 Sunset lane
2316 Taylors Chapel road
127 Darrell ave.
408 Kings Row

Water Taps:

355 Holly Tree drive
401 Holly Tree drive
Cumberland Co. Board of Education (fourth street hydrant install)

Sewer Taps

168 River Otter drive
106 Park Lane Spur
East Deer Creek drive (Deercreek gray water)

Sewer Line Repairs:

151 Dunbar Lane

Grinder pump finals

109 Jesse Loop

18 Sycamore road

Grave Services

Brenda Jones

Jerry King

Bently Fish

Anna Wyatt

Peggy Wyatt

Next Months Forcast

Replace AMR meters & ERTs as needed

Do water & sewer taps & graves

Repair Grinder pumps & cleanings & maint. checks

Test Backflows

Hydrant testing and/or maintenance

Start sewer line Extension on Canary Drive

Work on finishing dead end line flushing list

Start water and sewer line extensions on North Side drive

Do fire line road bore for TCAT on Interchange drive

1/1/2025

To

1/31/2025

Programs

CYBS Youth Softball	\$4,591.03	60
JFK	\$3,571.86	86
CYBS Youth Baseball	\$12,463.90	161
CYBS Youth T-ball/Coach Pitch	\$3,102.57	40
	\$23,729.36	347

Facilities

Centennial Park Shelter 2	\$41.40	1
Crossville Depot Meeting Room	\$2,163.15	16
Pickleball Court 1	\$8.28	2
Pickleball Court 2	\$12.42	3
Pickleball Court 3	\$12.42	3
Pickleball court 4	\$12.42	3
	\$2,250.09	28

POS

Palace	\$719.00	351
Recreation	\$3.00	1
	\$722.00	352

Palace Events January 2025

PALACE-PRODUCED EVENTS	Event Date	Artist Fee	# Tickets	Ticket Revenue	ACTUAL Ticket	Concessions Revenue	Sound Tech	NET P/L
Brooke Wright as Elvis*	January 4	(\$3,465.00)	211	\$5,610.00	\$ 5,549.64	\$ 375.00	\$ (125.00)	\$ 2,334.64
Comedian Henry Cho*	January 9	\$ (11,645.00)	295	\$14,682.00	\$ 13,371.84	\$ 338.00	\$ (125.00)	\$ 1,939.84
TOTALS:		\$ (15,110.00)	506	\$20,292.00	\$ 18,921.48	\$ 713.00	\$ (250.00)	\$ 4,274.48
* = Ticket splits								
RENTALS	EVENT DATE	RENT	# Tickets	Ticket Revenue	OUR FEES	Concessions Revenue	Sound Tech	NET P/L
Crawford Family Chiropractic Annual Kick-off	January 14	\$ 300.00	-	-	-	-		\$ 300.00
TOTALS:		\$ 300.00	0	-	\$ -	\$ -	\$ -	\$ 300.00
OTHER	EVENT DATE	RENT/License	# Tickets	Ticket Revenue	NET TICKET REVENUE	Concessions Revenue	Sound Tech	NET P/L
Chamber Marketing Analysis Stakeholders	January 15							
TOTALS:								
TOTALS January: 4 Events		\$ (14,810.00)	506	\$20,292.00	\$ 18,921.48	\$ 713.00	\$ (250.00)	\$ 4,574.48

Permits Break Down Report

	City & County Mechanical	City & County Plumbing	City Commercial	City Residential	County Commercial	County Residential	Land Disturbance Permits	Sign	Total Permits	County Fees Paid	City Fees Paid	Total Fees Paid
July 2024	35	9	3	11	0	0	3	4	65	\$1,230.00	\$9,315.00	\$10,545.00
August 2024	32	7	4	11	0	0	0	4	58	\$855.00	\$8,127.00	\$8,982.00
September 2024	21	11	8	11	0	0	1	8	60	\$855.00	\$14,909.00	\$15,764.00
October 2024	23	8	5	8	1	1	1	5	52	\$9,529.00	\$6,940.00	\$16,469.00
November 2024	22	8	7	5	0	0	0	1	43	\$645.00	\$7,463.00	\$8,108.00
December 2024	11	4	5	5	0	0	1	0	26	\$660.00	\$5,740.00	\$6,400.00
January 2025	11	4	3	5	0	0	0	0	23	\$120.00	\$11,426.00	\$11,546.00
Total	155	51	35	56	1	1	6	22	327	\$13,894.00	\$63,920.00	\$77,814.00

Engineering Projects Report February 6, 2025		
Project	Current Status	Dates
TDOT 127 North Utility Relocation Section 1	All of the City's utilities are complete and functioning. A final punch list will be created after more of the road construction has been completed.	Completion Date Fall 2026
TDOT 127 North Utility Relocation Section 4 (Fentress Cumberland County Line)	The portion of this project that is the City's water utility relocation is complete and a final punch list will be created after the road work is completed.	Target Completion Date August 31, 2026
TDOT 127 North Utility Relocation Section 2	This project is tentatively scheduled to be bid June 2026. The Engineer is reviewing the easements that will be required for the water relocations.	Bid Date June 2026
TDOT 127 North Utility Relocation Section 3	This project is tentatively scheduled to be bid June 2026. The Engineer is reviewing the easements that will be required for the water relocations.	Bid Date June 2026
Northwest Connector Phase 3	The utilities for this project are complete with the exception of final clean up and relocating the water line at Mizkan's driveway.	Total Completion Date July 21, 2023 Finish from Genesis To Stout May 31, 2022
Northwest Connector Phase 2	All acquisition has been completed by the City. TDOT has certified the ROW and we are now waiting for TDOT to program the construction in the TDOT budget. This project is not in TDOT's three year plan.	
Interstate Drive Extension West of Genesis Road	The ROW plans have been reviewed by TDOT and the Engineer has updated the plans and the acquisition has started.	
Downtown Sidewalks	The removal of a fuel tank in TDOT ROW has held up the conduit installation on phase 1.4.The Contractor only lacks a handrail and the material in the planters in phase 1.1 and 1.2. The sidewalk has been placed in phase 1.3 and asphalt and cleanup remains. The contractor is working on the conduit installation in Phase 1.4.	Completion Date May 1st 2025
Old Lantana Road, County Seat and Southbend Waterline Replacement	The City has reviewed the plans and the Engineer is revising the plans. A construction start date will be established once the easements are acquired.	
Quail Hollow Court	The Exhibit "A" document required for the sale of the property will be updated when the Airport Layout Plan is updated.	
Main Street and Lantana Traffic Signal Replacement	The Contractor has completed all of their contract. The Engineering Department is working on closing the project out with TDOT.	Completion date August 22, 2024
Fourth Street and West Avenue Traffic Signal Replacement	The ROW plans have been approved by TDOT. A utility coordination meeting is forthcoming. This project has low priorities because the City will not have STP funds to fund construction for three to five years.	
Meadow Park Water Filtration Plant Sewer Project	The Engineer has created the exhibits for the easements. The City is in the process of acquiring the easements.	Schedule will be forthcoming
Raw Water Study (Meadow Park Lake Expansion)	The Engineers and City Staff had a meeting with TDEC February 5th. Th TDEC personnel have now agreed to the same limits of mitigation as the Army Corp. Kevin Young with Wauford will be present at the March Work Session to update the City Council.	
Underwood Street Sidewalk	Acquisition documents will be turned over to the City Attorney so that City Staff can negotiate the acquisitions.	
Airport ALP	The final Airport Layout Plan has approved by the FAA. The City has not received the final approved documents.	
TDOT SR 1 Highway 70 Bridge Replacement (Sparta Highway) Utility Relocation	The contractor started September 11th 2023 and will now have the road closed through mid February 2025. The base stone for the asphalt has been installed in the last month and the pavement and guardrail must be installed before the bridge is reopened. There has been no change in utility installation since last month. The Contractor has completed about 53% of the water and 3% of the sewer relocation and has not installed any components since last month.	Bid Letting December 9, 2022
TDOT SR 24 Highway 70 North Bridge Replacement Utility Relocation	The City has received revised plans from TDOT and the original water and sewer design will be evaluated in the coming months. This project will be bid winter of 2025 and will include a road closure.	Bid Letting Winter of 2025
Little Obed Pedestrian Bridge and Greenway	The City is reviewing the 3 required easements. The route has been surveyed and the archeological study has been completed. The City has received the clearance of the CDBG environmental review record. We are requesting that the potential endangered plants not be reviewed in the mowed area of the sewer line, so that the project is not held up by this.	
Truck Route	We received 641 responses from the survey. The Engineers have started to process the survey data. The next step will be to notify the local trucking companies and get feedback from them.	
Airport Terminal Building	The Contractor has completed the punch list items and the City is waiting on closeout documents and the final pay request.	
ARPA Sewer I&I Project.	Cleanup is all that remains on this project.	Completion Date January 12th 2025
Creston Road ARPA Waterline Project	The contract was modified because of concerns from the City Attorney. The start date will be modified because of this.	
East Ridge Sewer Extension	The developer has paid the fees and the plans have been approved by TDEC.	
Peavine Sewer Expansion	The plans are finished and the City is acquiring easements for this project.	
Genesis Road and 127 Sewer Expansion	Plans have been approved by TDEC and a TDOT permit has been issued. The City is currently acquiring easements.	
Little Obed Pump Station and Jail Bar Screen Installation	The Contractor has installed the grinder pump at the Tansi emergency station and is working on the excavation on the two bar screens.	
New Fire Station 2	The excavation is underway and the Contractor has blasted several times.	
TDOT I-40 Bridge Widening over 70 North	The TDOT plans have changed and the City will currently only be required to install 2 water valves.	
Deer Creek Sewer	All of the piping and the pump system is installed. The electrical switch over is all that remains. This project should be completed in the next two weeks.	
Indian Woods Village Sewer	The fees have been paid and we are waiting on plan submission.	
Water Filtration Plant Upgrade	The switch gear for the main Meadow Park building has been replaced. The switch gear for the pump building is scheduled to be delivered in February. All other work has been completed.	
YMCA Indoor Recreation Project	This project is no longer a City project and will be removed from this list.	
Peach Tree Drive Water Extension	The developer has provided the City with a financial guarantee and the plans are currently being reviewed by TDEC.	
Private Developments		
The Gardens Phase 8 Plat 3	The City is holding a financial guarantee for a temporary Cul-de-sac or the next phase to start.	
The Gardens Phase 8 Plat 4A	The City is holding a financial guarantee for a temporary Cul-de-sac or the next phase to start.	
Sky View Meadow Subdivision Phase 2 & 3	All roads, water and sewer are complete. The stormwater retention structures have not been completed and the City is holding a financial guarantee for this work.	
The Grove	The City is holding a financial guarantee for a temporary Cul-de-sac or the next phase to start.	
Homestead Junction	The City is holding a financial guarantee for road construction that has not started.	

**Airport Committee Meeting Report from FBO:
February 3, 2025**

December 2024 Fuel Flow: 5,215 gallons

Jet A- 3,835 gallons

Avgas- 1,380 gallons

January 2025 Fuel Flow: 5,911 gallons

Jet A- 4,141gallons

Avgas- 1,770 gallons

Last January 2024 Fuel Flow: 3,012 gallons

Jet A – 1,625 gallons

Avgas – 1,387 gallons

Fuel sales were up in January over December and double last January 2024. Last January we had a significant snow event that closed the airport for 10 days. Over all we are seeing an uptick in travel that hopefully is a sign of a re-energized economy.

Starting with this report we will attach a traffic count report that shows monthly and annual traffic numbers (takeoff and landings)

Friday January 31 was Greg Livingston's last day with Azure as Airport Manager and Director of Maintenance. Greg opened the doors almost six years ago when Azure started our contract and worked diligently to build an excellent team to bring about positive change at the Crossville Airport. His retirement lunch last Wednesday was well attended by friends, customers, family and fellow team members.

Johnna McCoy has stepped into the role of Airport Manager. We are in the process of selecting a new Director of Maintenance for the retail maintenance business. We anticipate having that role filled in the next 30 days. We are

still fully operational in maintenance with 4 certified A&P mechanics. We look forward to building on the level of excellence Greg helped us build over the last six years to serve the airport community.

Grant Agency	Project	ARRA	Grant	Amount Local	Total	Money Spent	Money Received	To Be Received
AWARDED:								
Dept. of Justice THSO Alcohol	Bulletproof vests	No	\$ 2,200.00		\$ 2,200.00		\$ 2,075.00	
Saturation/Checkpoint Grant	Alcohol Saturation-	No	\$ 20,000.00	\$ -	\$ 20,000.00		\$ 12,136.51	\$ 7,863.49
HIDTA	Drug Task Force Overtime		\$ 19,000.00	\$ -	\$ 19,000.00		\$ 1,019.26	\$ 17,980.74
TDOT-Aeronautics	Airport Layout Plan		\$ 190,000.00	\$ 10,000.00	\$ 200,000.00	\$ 215,892.17	\$ 186,847.03	\$ -
TDOT-Aeronautics	Airport Lighting Rehab		\$ 153,395.00	\$ 1,835.00	\$ 155,230.00	\$ 147,072.61	\$ 146,054.92	\$ -
TDOT-TAP	Downtown Sidewalks/Lights		\$ 2,393,388.00	\$ 757,508.00	\$ 3,150,896.00	\$ 1,636,957.30	\$ 249,646.51	\$ 638,837.69
TDOT-Aeronautics	Terminal Renovations		\$ 1,062,293.00	\$ 49,723.00	\$ 1,112,016.00	\$ 1,117,072.63	\$ 638,559.85	\$ -
TDOT-Aeronautics	Airport Maintenance 23-24		\$ 20,000.00	\$ -	\$ -	\$ -	\$ 15,005.16	
TNECD	Spec Building FY24-25		\$ 4,523,950.35	\$ 238,102.65	\$ 4,762,053.00	\$ 132,500.00	\$ -	\$ -
ARPA	Multiple		\$ 3,549,752.35	\$ 550,247.65	\$ 4,100,000.00	\$ 5,054,672.27	\$ 3,422,442.22	
TDEC ARPA	Crab Orchard Utility District		\$ 8,170,000.00		\$ 8,170,000.00	\$ 281,250.00		
TOTALS			\$ 20,103,978.70	\$ 1,607,416.30	\$ 21,691,395.00	\$ 8,585,416.98	\$ 4,673,786.46	\$ 664,681.92