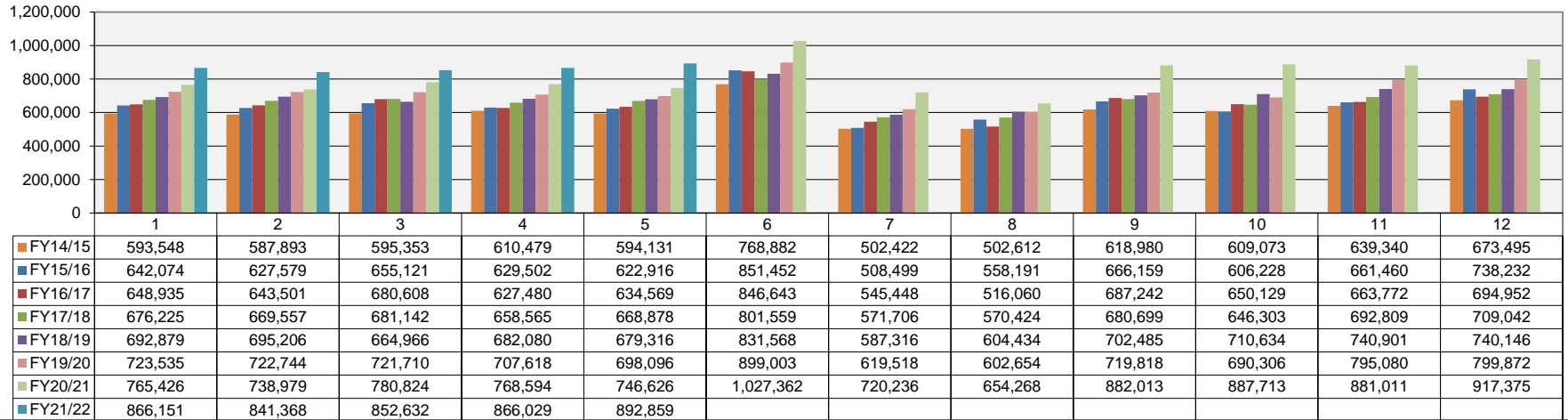
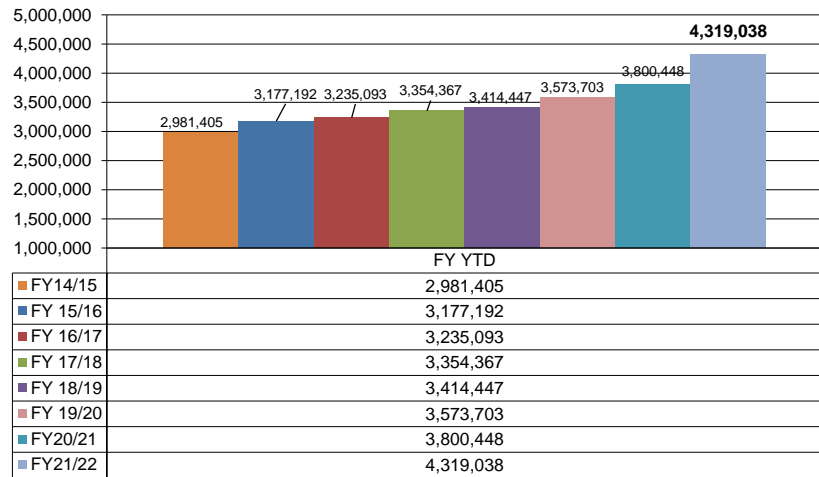


Sales Tax



Sales Tax Revenue Year-to-Date



*COLLECTIONS IN THE CITY OF CROSSVILLE

State of TN Cost of Administration 1.125% \$ 1,808,201.07
 Net Collections (sent to Trustee's office) \$ 20,342.26
 \$ 1,787,858.81

Local Option Out of State Distribution \$ 15,737.14

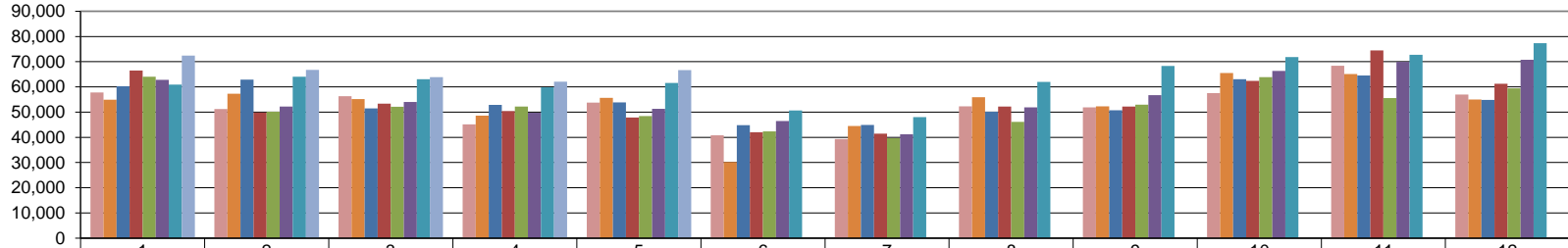
Trustee of Cumberland County 1% \$ 17,878.59
 Net To Be Distributed \$ 1,785,717.36

CITY OF CROSSVILLE SPLIT

Check to City of Crossville \$ 892,858.68
 Check to Cumberland County Board of Education \$ 892,858.68

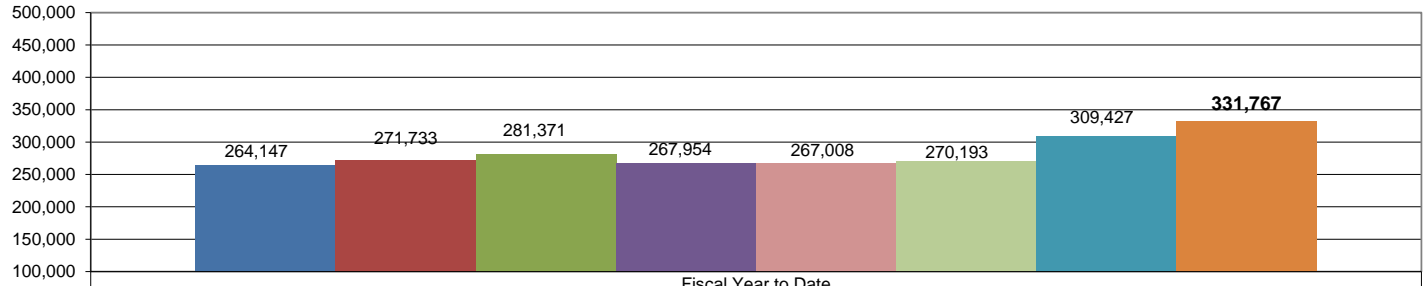
*Totals reported in January, but actually collected in November

Wholesale Beer Tax



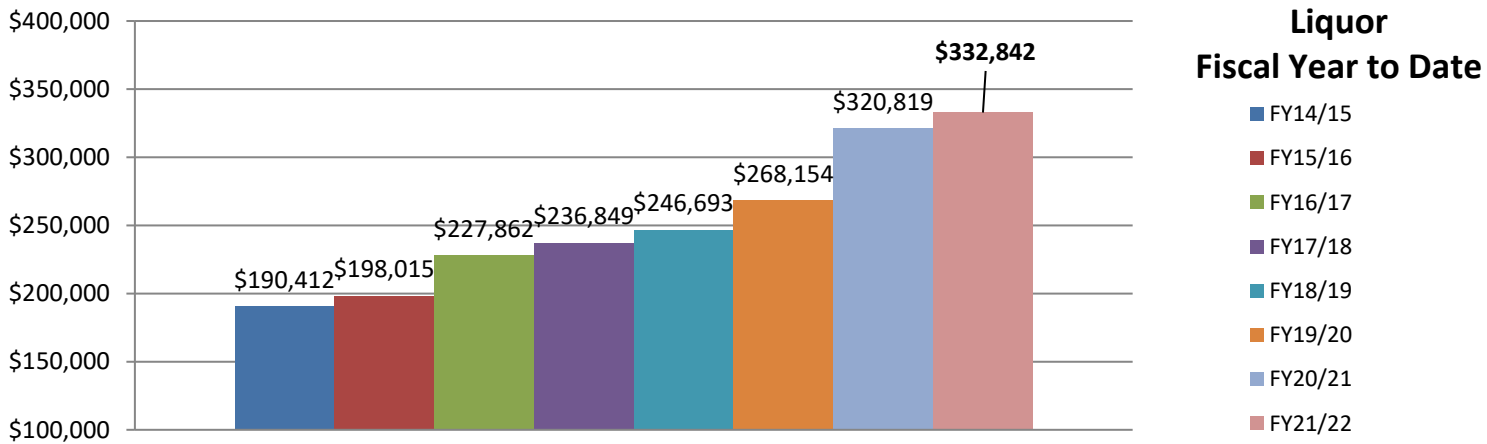
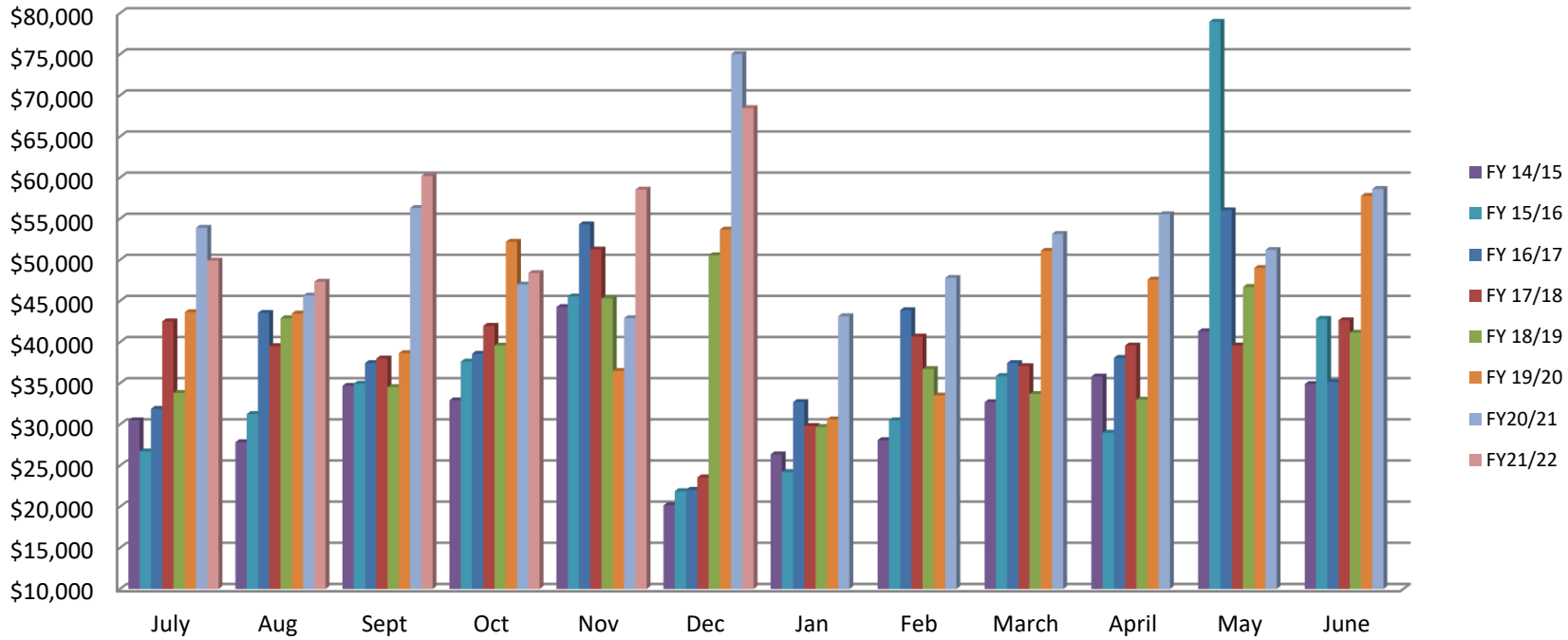
	1	2	3	4	5	6	7	8	9	10	11	12
FY14/15	57,800	51,195	56,278	45,133	53,740	40,764	39,308	52,266	51,887	57,530	68,355	57,009
FY15/16	54,939	57,328	55,181	48,596	55,690	30,239	44,517	55,910	52,279	65,528	65,097	55,042
FY16/17	60,282	62,877	51,474	52,906	53,833	44,802	44,940	50,184	50,728	63,011	64,565	54,849
FY17/18	66,488	49,858	53,345	50,387	47,876	41,990	41,453	52,248	52,251	62,422	74,463	61,278
FY18/19	64,053	50,161	52,165	52,199	48,430	42,358	39,651	46,167	52,963	63,881	55,577	59,418
FY19/20	62,827	52,249	54,046	49,788	51,283	46,487	41,202	51,919	56,731	66,366	69,966	70,772
FY20/21	60,878	64,066	63,062	59,813	61,609	50,680	48,047	61,971	68,311	71,864	72,778	77,377
FY21/22	72,388	66,750	63,848	62,103	66,678							

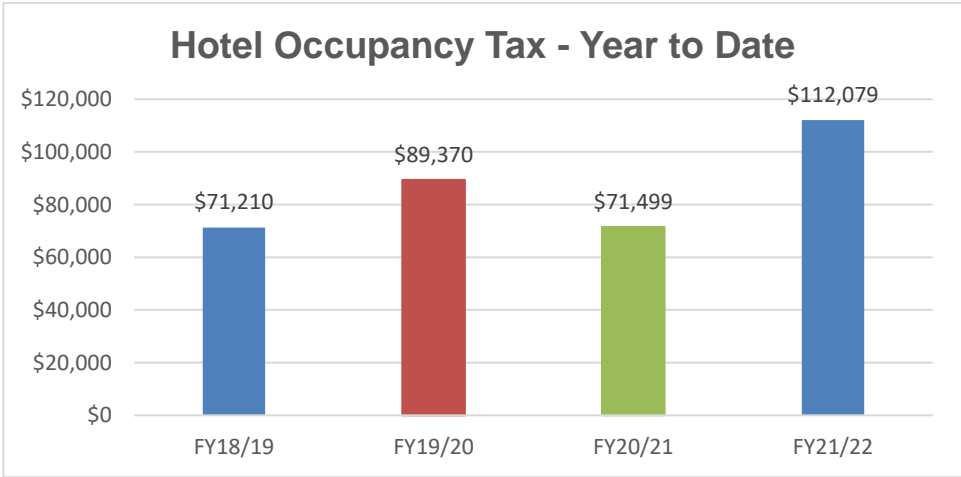
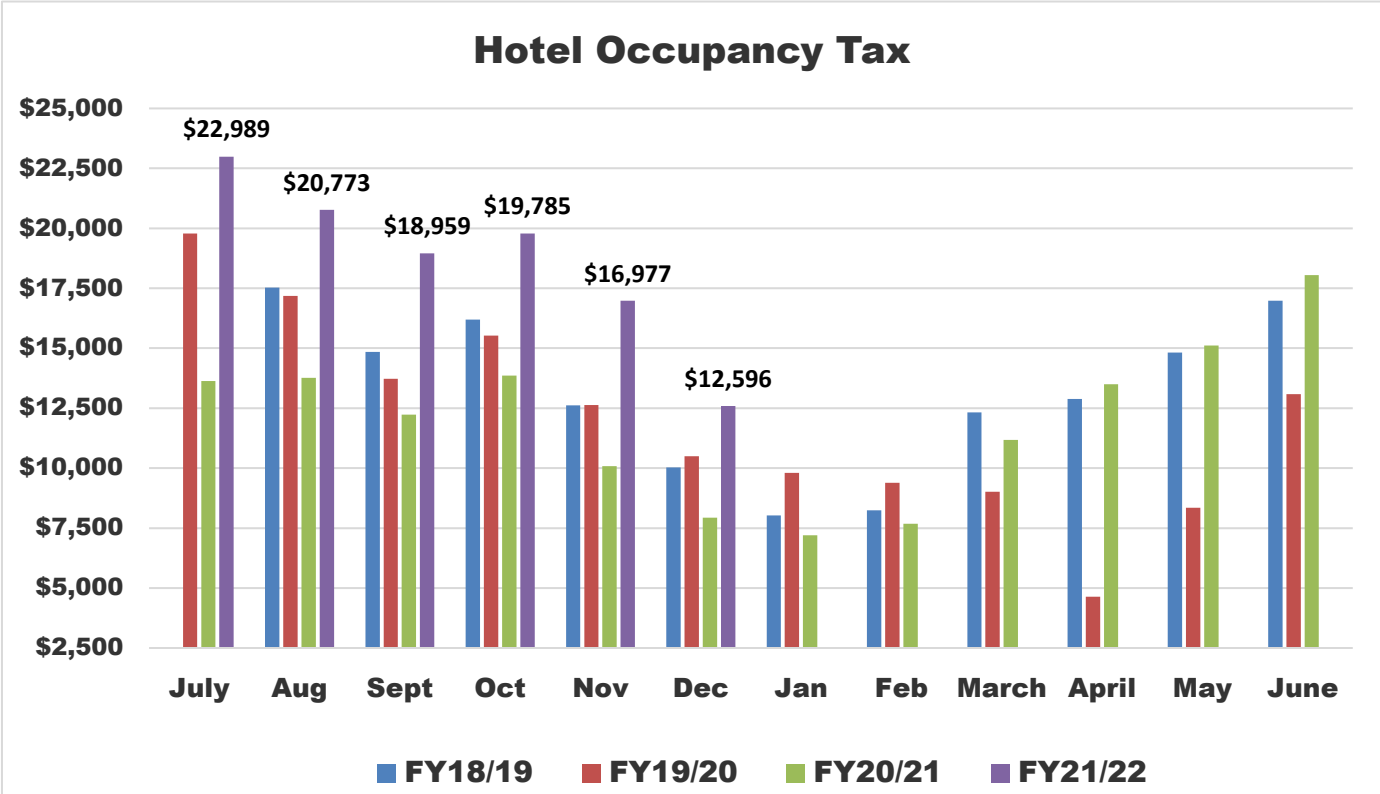
Wholesale Beer Tax Revenue Year To Date



	Fiscal Year to Date
FY 14/15	264,147
FY 15/16	271,733
FY 16/17	281,371
FY 17/18	267,954
FY 18/19	267,008
FY 19/20	270,193
FY20/21	309,427
FY21/22	331,767

Liquor Income







CROSSVILLE POLICE DEPARTMENT

STAT COMPARISONS

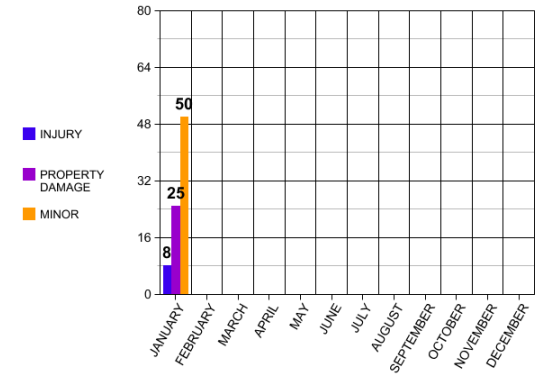
JAN 2022 TOTAL CALLS - 2,261

DEC 2,441 YEAR TO DATE - 2,261

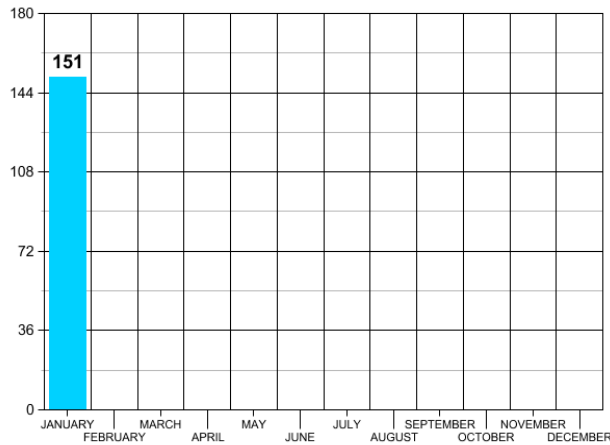
SPECIAL EVENTS

NOTHING TO REPORT

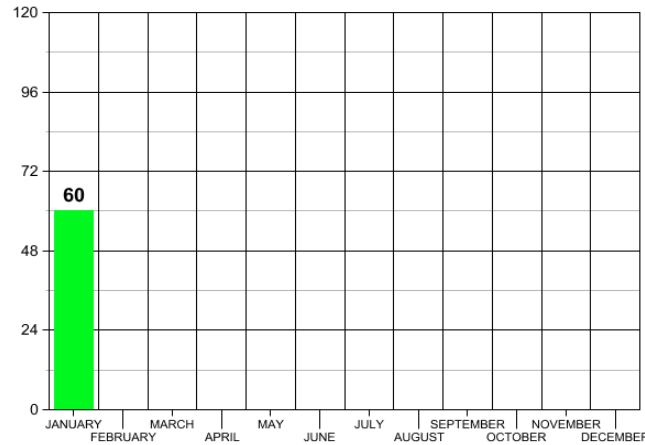
TOTAL MONTHLY ACCIDENTS



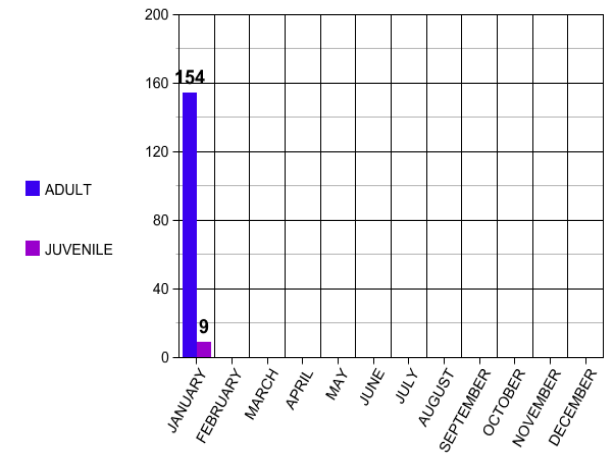
TOTAL MONTHLY CITATIONS



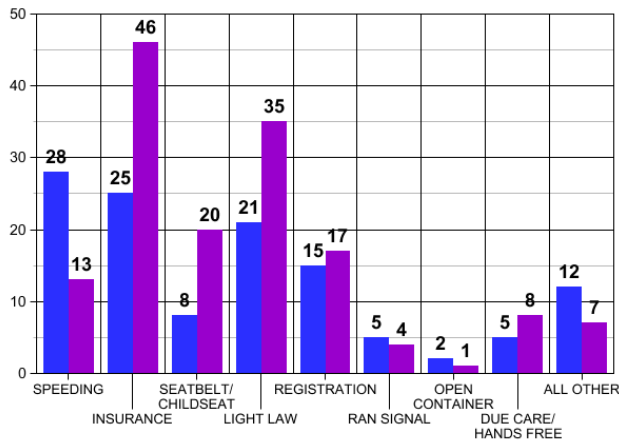
TOTAL MONTHLY OFFENSES



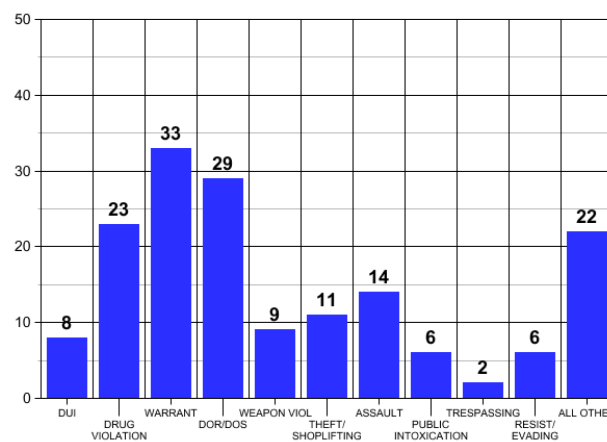
TOTAL MONTHLY ARREST



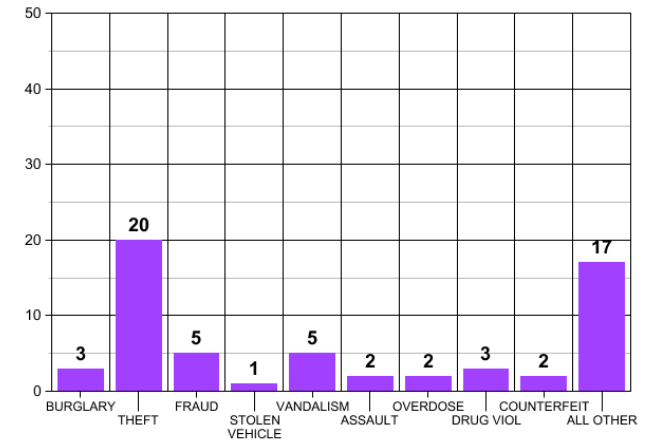
PREVIOUS MONTH CITATION COMPARISON



ARREST BY CATEGORY



OFFENSE BY CATEGORY



Monthly Stats
January 2022

CITATIONS		OFFENSES		ARRESTS	
Ran Stop Sign	1	Burglary	3	Burglary	1
Speeding	12	Theft from Building	6	Violation bond/OP	3
Seat belt Violation	20	Theft from Vehicle	5	Theft from Vehicle	1
Due Care	4	Theft of Vehicle Parts	6	Theft from Building	1
No DL	1	Theft All Other	3	Fraud	2
Ran Traffic Light	3	Fraud	5	Hit & Run	3
Failure to Yield	1	Assault	1	Shoplifting	6
Registration Violation	16	Rape	1	Insurance Violation	1
Light Law Violation	34	Drug Equipment	2	Domestic Assault	10
Window Tint Violation	1	Violation Bond/OP	2	Reckless Driving	2
Burning Violation	1	Lost property	2	Drug Violation	14
Insurance Violation	45	Death	6	Drug Equipment	9
Improper Use of Lane	2	Intimidation	1	Weapons Law Violation	7
Improper Passing	1	Drug Violation	1	Theft all other	2
Open Container Viol.	1	Vehicle Theft	1	Vandalism	1
Texting while Driving	2	Counterfeit	2	DUI	8
Hands Free School Zone	2	Vandalism	5	Disorderly Conduct	1
		Overdose	2	Resisting/Evading Arrest	5
		Vehicle Fire	1	DOR/DOS/ No DL	29
		Forgery	2	Public Intoxication	6
		Sexual Assault	1	Criminal Trespass	2
		Property Damage	2	Underage Consumption	1
				Failure to sign citation	1
				Intimidation	1
				Accessory after the fact	1
				Reckless Endangerment	3
				Warrant	33
TOTAL	147	TOTAL	60	TOTAL	154
SPEED WARNINGS	2	JUVENILE ARRESTS		TOTAL CALLS	2261
WARNINGS	4	Assault	2	ANIMAL CONTROL CALLS	31
JUVENILE CITATIONS		Aggravated assault	2	ACCIDENTS	
Speeding	1	Weapons Law Violation	2	Fatality	0
Insurance Violation	1	Theft from Building	1	With Injury	8
Light Law Violation	1	Underage Consumption	1	Without Injury	25
Registration Violation	1	Resist/Evade Arrest	1	Minor	50
TOTAL	4	TOTAL	9	TOTAL	83

* Nothing to report

Crossville Fire Dept.

Crossville, TN

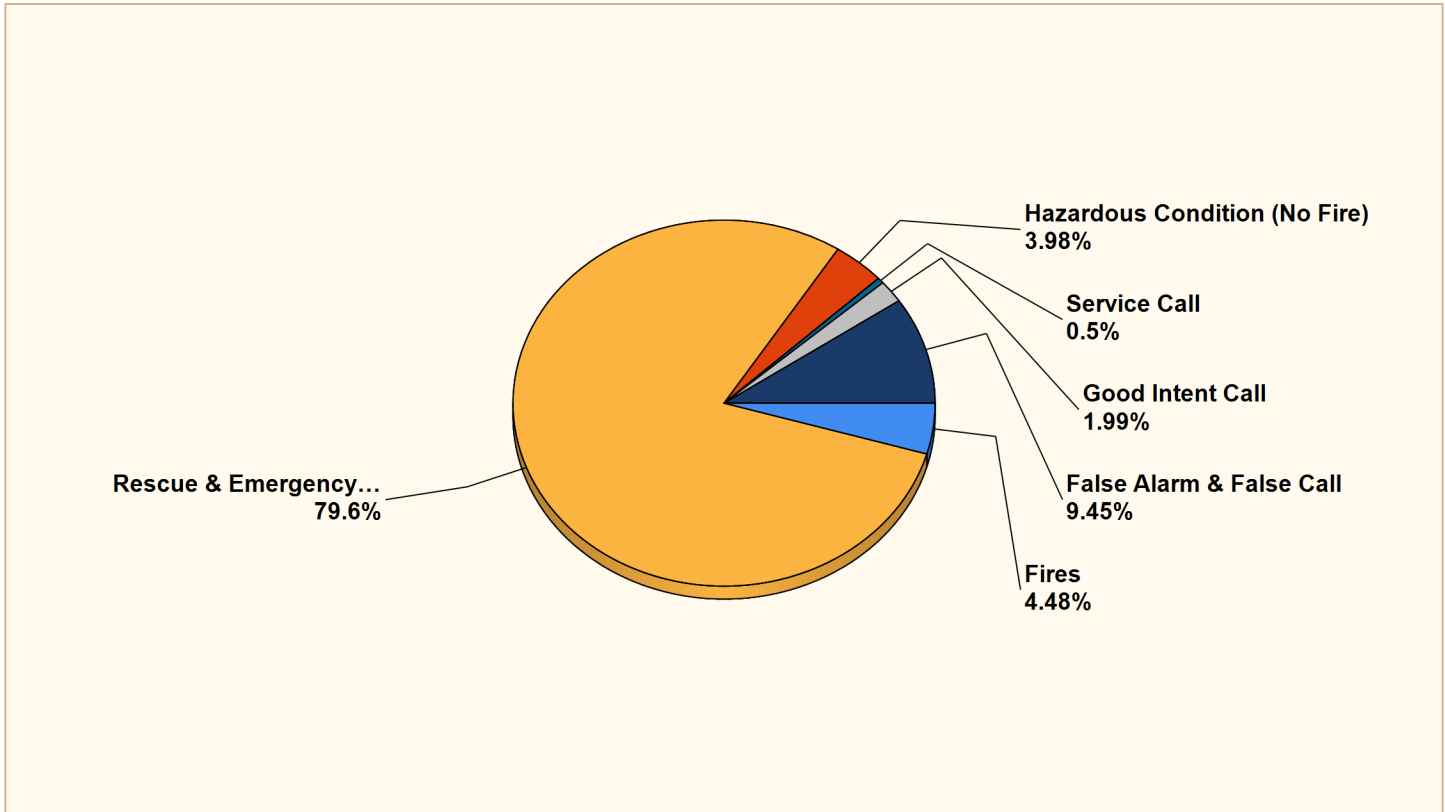
This report was generated on 2/1/2022 10:38:15 AM

CROSSVILLE



Breakdown by Major Incident Types for Date Range

Zone(s): All Zones | Start Date: 01/01/2022 | End Date: 01/31/2022



MAJOR INCIDENT TYPE	# INCIDENTS	% of TOTAL
Fires	9	4.48%
Rescue & Emergency Medical Service	160	79.6%
Hazardous Condition (No Fire)	8	3.98%
Service Call	1	0.5%
Good Intent Call	4	1.99%
False Alarm & False Call	19	9.45%
TOTAL	201	100%

Only REVIEWED and/or LOCKED IMPORTED incidents are included. Summary results for a major incident type are not displayed if the count is zero.



Detailed Breakdown by Incident Type

INCIDENT TYPE	# INCIDENTS	% of TOTAL
111 - Building fire	3	1.49%
112 - Fires in structure other than in a building	1	0.5%
114 - Chimney or flue fire, confined to chimney or flue	1	0.5%
118 - Trash or rubbish fire, contained	1	0.5%
131 - Passenger vehicle fire	1	0.5%
137 - Camper or recreational vehicle (RV) fire	1	0.5%
154 - Dumpster or other outside trash receptacle fire	1	0.5%
321 - EMS call, excluding vehicle accident with injury	149	74.13%
322 - Motor vehicle accident with injuries	6	2.99%
324 - Motor vehicle accident with no injuries.	4	1.99%
341 - Search for person on land	1	0.5%
411 - Gasoline or other flammable liquid spill	1	0.5%
412 - Gas leak (natural gas or LPG)	1	0.5%
440 - Electrical wiring/equipment problem, other	1	0.5%
441 - Heat from short circuit (wiring), defective/worn	1	0.5%
442 - Overheated motor	1	0.5%
445 - Arcing, shorted electrical equipment	3	1.49%
550 - Public service assistance, other	1	0.5%
600 - Good intent call, other	1	0.5%
611 - Dispatched & cancelled en route	1	0.5%
622 - No incident found on arrival at dispatch address	1	0.5%
652 - Steam, vapor, fog or dust thought to be smoke	1	0.5%
700 - False alarm or false call, other	4	1.99%
710 - Malicious, mischievous false call, other	1	0.5%
731 - Sprinkler activation due to malfunction	1	0.5%
735 - Alarm system sounded due to malfunction	4	1.99%
736 - CO detector activation due to malfunction	1	0.5%
741 - Sprinkler activation, no fire - unintentional	2	1%
745 - Alarm system activation, no fire - unintentional	4	1.99%
746 - Carbon monoxide detector activation, no CO	2	1%
TOTAL INCIDENTS:	201	100%

Burn Permits Issued for January 2022
Total: 62

Jennifer Hall

Only REVIEWED and/or LOCKED IMPORTED incidents are included. Summary results for a major incident type are not displayed if the count is zero.



Crossville Fire Dept.

Crossville, TN

This report was generated on 2/1/2022 10:41:09 AM

CROSSVILLE



Daily Log Items per Activity Code for Date Range with Personnel

Activity Codes: MD1- Assist Other Agencies - MD1 assisting other agencies, MD1-Advanced Treatment - MD1 Advanced Treatment/Availability, MD1-Medical Direction and QA - MD1-Medical Direction, Instruction and Quality Assurance, MD1-Other activity - MD1-other activity-description in Notes, MD1-Safety and Rehab - MD1 Safety Officer and Rehab Management and 1 more | Start Date: 01/01/2022 | End Date: 01/31/2022

MD1- Assist Other Agencies - MD1 assisting other agencies

START DATE	END DATE	DURATION (hh:mm)	STATION	APPARATUS	PERSONNEL	NOTES
01/25/2022 16:45:00	01/25/2022 17:00:00	0:15	ST1 - CFD Station 1		Fox, Mark A	Reported overdose and unconscious patient. Assisted emergency medical services.

Total Items: 1

MD1-Advanced Treatment - MD1 Advanced Treatment/Availability

START DATE	END DATE	DURATION (hh:mm)	STATION	APPARATUS	PERSONNEL	NOTES
01/24/2022 17:03:00	01/24/2022 17:21:00	0:18	ST1 - CFD Station 1		Fox, Mark A	Responded with EMS for heroin OD. Pt. atonal. Narcan. Ambu. Resuscitated. C/o EMS.

Total Items: 1

MD1-Other activity - MD1-other activity-description in Notes

START DATE	END DATE	DURATION (hh:mm)	STATION	APPARATUS	PERSONNEL	NOTES
01/09/2022 10:15:00	01/09/2022 10:50:00	0:35	ST1 - CFD Station 1		Fox, Mark A	Injured hiker at CMSP trail. Assessed.

Total Items: 1

MD1-Safety and Rehab - MD1 Safety Officer and Rehab Management

START DATE	END DATE	DURATION (hh:mm)	STATION	APPARATUS	PERSONNEL	NOTES
01/28/2022 18:40:00	01/28/2022 21:30:00	2:50	ST1 - CFD Station 1		Fox, Mark A	Fire Crossville Hardwoods. Severe risk for hypothermia. Triage/safety officer. All CFD personnel safe and accounted for.

Total Items: 1

MD1-Triage - MD1 Treatment, Triage, Disposition Determination

START DATE	END DATE	DURATION (hh:mm)	STATION	APPARATUS	PERSONNEL	NOTES
01/02/2022 14:00:00	01/02/2022 15:00:00	1:00	ST1 - CFD Station 1		Fox, Mark A	Reported suicide attempt. Mechanism initially unknown. Assessed patient. EMS transported.
01/21/2022 10:05:00	01/21/2022 10:15:00	0:10	ST1 - CFD Station 1		Fox, Mark A	2 vehicle 10-46. 2patients. No severe injuries.

Total Items: 2

Grand Total Items: 6

Displays all Daily Log Items with personnel list for DATE RANGE and ACTIVITY CODE, grouped by Activity Code



emergencyreporting.com

Doc Id: 1668

Page # 1 of 1

Water Loss Report

	Consumption	Water loss - flushing	Water loss - leaks	Water loss-fire fighting	Total Internal Use	Unaccounted-for Water	Pumped Water	LOSS %
2018								
January	88,114,500	1,978,358	1,272,890	60,000	3,311,248	40,696,952	132,122,700	31%
February	92,164,600	5,904	3,749,588	65,000	3,820,492	9,054,908	105,040,000	9%
March	80,217,300	34,375	1,929,024	145,000	2,108,399	29,884,501	112,210,200	27%
April	80,489,000	86,729	1,233,996	2,000	1,322,425	26,231,575	108,043,000	24%
May	83,464,600	681,483	429,676		1,111,159	33,736,841	118,312,600	29%
June	93,994,400	152,880	2,693,928		2,846,808	16,951,792	113,793,000	15%
July	92,933,800	461,753	1,124,995		1,586,748	27,013,152	121,533,700	22%
August	94,724,300	47,115	11,949,329	2,000	11,998,444	23,857,600	118,581,900	20%
September	103,519,000	423,299	1,487,856	5,100	1,916,255	5,352,745	110,788,000	5%
October	87,432,600	541,673	2,244,551	2,600	2,788,824	23,625,476	113,846,900	21%
November	90,719,700	58,772	2,161,156		2,219,928	16,188,372	109,128,000	15%
December	85,827,100	141,659	2,230,374	4,500	2,376,533	26,819,267	115,022,900	15%
2019								
January	78,615,200	45,193	1,231,332		1,276,525	37,433,475	117,325,200	32%
February	83,850,700	120,407	3,630,186		3,750,593	25,387,707	112,989,000	22%
March	79,635,900	117,534	2,566,872		2,684,226	40,751,574	123,071,700	33%
April	84,372,600	240,891	2,674,092	7,100	2,922,083	31,045,317	118,340,000	26%
May	85,946,000	163,822	4,683,636	109,500	4,956,958	45,210,942	136,113,900	33%
June	96,622,200	98,995	7,626,119	30,000	7,755,114	17,662,086	122,039,400	14%
July	104,717,400	117,626	2,750,076	4,400	2,867,702	19,618,398	127,203,500	15%
August	101,985,200	263,684	4,797,924	20,100	5,081,708	22,690,792	129,757,700	17%
September	104,149,900	222,064	3,880,278	7,300	4,109,642	16,773,458	125,033,000	13%
October	107,018,600	460,042	9,481,866	4,600	9,946,508	10,778,662	127,743,770	8%
November	102,271,900	391,315	4,385,586	9,300	4,786,201	14,637,899	121,696,000	12%
December	96,686,300	5,058	2,837,604	950	2,843,612	25,236,088	124,766,000	20%
2020								
January	95,899,500	6,628	823,986	2,450	833,064	29,235,836	125,968,400	23%
February	90,749,900	551,076	604,800		1,155,876	32,725,224	124,631,000	26%
March	84,635,300	60,841	1,827,840	300	1,888,981	47,772,019	134,296,300	36%
April	92,557,600	133,183	2,583,380	11,800	2,728,363	32,148,037	127,434,000	25%
May	92,340,000	212,101	385,560	17,665	615,326	44,614,374	137,569,700	32%
June	85,846,200	74,274	10,704,500	25,100	10,803,874	68,372,926	165,023,000	41%
July	115,477,600	446,221	1,120,603	6,800	1,573,624	28,362,876	145,414,100	20%
August	109,086,400	513,221	1,932,348	2,500	2,448,069	28,871,931	140,406,400	21%
September	100,754,500	252,799	4,889,306	2,800	5,144,905	27,742,595	133,642,000	21%
October	103,217,700	443,299	2,383,288		2,826,587	27,526,313	133,570,600	21%
November	97,787,500	341,529	4,613,397	7,200	4,962,666	27,857,934	130,608,100	21%
December	103,603,600	2,701,131	11,389,734	4,900	14,095,765	12,724,235	130,423,600	10%
2021								
January	93,463,400	22,070	7,649,781	5,800	7,677,651	27,692,849	128,833,900	21%
February	94,206,800	78,088	2,356,689		2,434,777	20,589,923	117,231,500	18%
March	94,540,400	40,343	3,181,332	50,000	3,271,675	27,561,625	125,373,700	22%
April	86,949,700	133,423	1,802,149	9,000	1,944,572	25,838,128	114,732,400	23%
May	101,064,800	44,602	11,929,620	5,730	11,979,952	14,773,648	127,818,400	12%
June	112,233,100	471,537	4,288,911	3,200	4,763,648	8,284,552	125,281,300	7%
July	107,026,900	111,999	2,235,582	15,500	2,363,081	13,768,719	123,158,700	11%
August	103,218,000	671,324	3,817,170	120,300	4,608,794	17,637,706	125,464,500	14%
September	115,996,500	119,932	3,178,193	725	724,475	1,888,425	118,609,400	2%
October	104,282,500	56,059	3,100,908	3,100	3,160,067	9,959,133	117,401,700	8%
November	103,687,800	125,744	2,893,068	15,200	3,034,012	2,342,088	109,063,900	2%
December	99,522,100	170,214	2,088,450	21,150	2,279,814	5,623,866	107,425,800	5%
2022								
January	96,480,200	81,734	1,193,520	26,300	1,301,554	19,108,113	116,889,867	16%
February								
March								
April								
May								
June								
July								
August								
September								
October								
November								
December								
TOTAL:								
6 mos	623,187,100	1,225,007	16,271,309	186,775	15,108,716	56,559,331	694,855,167	8%
12 mos	1,219,208,800	2,104,999	42,065,592	270,205	41,866,421	167,375,926	1,428,451,167	12%

Utility Maintenance

Jan-22 Monthly Report

<u>Locations:</u>	309
--------------------------	-----

<u>Backflows Tested:</u>	20
---------------------------------	----

<u>Grinder Pumps Sold:</u>	5
-----------------------------------	---

<u>Preliminary Inspections:</u>	2
--	---

<u>Final Inspections:</u>	3
----------------------------------	---

<u>Replacement Pumps</u>	0
---------------------------------	---

<u>Grinder Pumps Repairs</u>	29
-------------------------------------	----

<u>Meter:</u>	Turn-Ons	13
	Turn-Offs	14
	Occupant Changes	63
	Reinstates	26
	Checks, Replacement, Repair	97
	Water Taps	7
	Main Line Leaks	6
	Service Repairs	4

<u>Total Water Loss:</u>	787,048 gals.
---------------------------------	---------------

<u>Sewer Taps</u>	7
--------------------------	---

<u>Sewer Line Repairs</u>	1
----------------------------------	---

<u>Graves</u>	9
----------------------	---

<u>Pipe Installed</u>	12' of 3/4" copper
	201' of 6" PVC
	48' of 4" PVC
	4' of 3" PVC
	6' of 8" PVC
	11' of 2 1/2" PVC
	10' of 10" PVC
	20' of 2" PVC

Monthly Summary

Replaced approximately 28 - 3/4", 1 - 2", 1 - 4"
water meters due to meter or AMR malfunctioning
Read meters, Did service orders and customer complaints
Worked on and/or replaced malfunctioning meter ERTs - 60W's, 80WI's
Grinder pump preventative maintenance, 44 cleaned/checked
Tested 20 backflows devices
Relocated 6" sewer tap for Blueberry Ridge area on Genesis Rd.
Yard & Road repairs due to leaks and line installs
Started installing sewer line on 10th St.
Top soiled around sewer air relief valve box at Homestead School
Fire hydrant testing & maintenance - painting, etc.

Water main leaks repaired:

72 Quail Ridge Dr. - 6" PVC
Corner of TN Ave. & River Run Dr. - 6" PVC
46 Robin Cir. - 3" PVC
83 Kearney Dr. - 6" PVC
29 Central Ave. - 6" C.I.
Corner of Interstate Dr. and Old Jamestown Hwy. - 6" PVC
61 Dane Dr. - 6" C.I.

Water service leaks or repairs:

423 Camelia Dr.
1155 Holiday Dr.
98 Stone Dr.
1133 Gensis Rd.

Water Taps:

Sky View Meadows Subdivision - 6" Water line tie in
394 Deerfield Dr. Lot 7
143 Jeese Loop - Lot 7
2045 Genesis Rd. - 8" Fireline tie in, Buc-ee's
2046 Genesis Rd. 6" Service Meter, Buc-ee's
158 Copper Pointe - Lot 17
1173 Old Mail Rd.

Sewer Taps

Sky View Meadows Subdivision - 4" Sewer line tie in
394 Deerfield Dr. Lot 7
143 Jeese Loop - Lot 7
2045 Genesis Rd. - Buc-ee's
2437 Cook Rd.
35 Halstead Dr.
1173 Old Mail Rd.

Sewer Line Repairs:

Quail Ridge Ave.

Grinder pump finals

296 Deerfield Rd.

282 Deerfield Rd.

588 Holly Tree Dr.

Grave Services

Terry King

Katie Sullivan

Linda S. Samson

Joe White

Damian Jude Rattigan

Edwin Gaines Lansford, Jr.

Elise Clark

Timothy Elmore

William Alva Peck

Next Months Forecast

Replace AMR meters & ERTs as needed

Do water & sewer taps & graves

Repair Grinder pumps & cleanings & maint. checks

Test Backflows

Hydrant testing and/or maintenance

Finish installing a gravity sewer line on 10th St.

Finish installing Buc-ee's water taps

Uncover & raise manholes found by sewer rehab contractor

Install an hydrant on Tabor Dr.

Install a plug on 6" valve on Genesis Rd. where water line crossing was killed

2021-2022 Building Permits

	County	County	City	City	City & County	City & County	Land Disturbance		Plan	Demo	House	County Fees Paid	City Fees Paid
	Residential	Commercial	Residential	Commmercial	Plumbing	Mechanical	Permits	Sign	Review		Moving		
July	19	0	7	3	24	14	0	0	0	0	1	\$17,322.00	\$12,345.50
August	38	1	13	0	46	15	9	0	1	0	0	\$42,170.50	\$8,966.00
September	23	2	12	2	34	31	4	0	0	1	0	\$29,097.50	\$14,695.00
October	30	0	4	0	35	14	3	0	0	0	0	\$31,729.00	\$4,401.50
November	28	0	10	0	36	19	2	0	0	0	0	\$32,358.00	\$8,445.50
December	62	1	5	1	67	38	7	0	0	0	0	\$72,614.50	\$7,681.00
January	47	0	3	4	49	26	1	0	0	0	0	\$50,176.00	\$5,655.00
February													
March													
April													
May													
June													
Total	247	4	54	10	291	157	26	0	1	1	1	\$275,467.50	\$62,189.50

Engineering Projects Report February 3, 2022

Project	Current Status	Dates
TDOT 127 South Utility Relocation	The Engineer has developed a relocation plan and submitted the plan to TDOT for deconfliction.	Bid Letting June 17, 2022
TDOT 127 North Utility Relocation Section 1	The Contractor has started installing water line.	Target Completion Date June 30, 2025
TDOT 127 North Utility Relocation Section 4 (Fentress Cumberland County Line)	TDOT has received bids on the project and we are waiting on the award and the pre-construction meeting.	Bid Letting December 10, 2021
TDOT 127 North Utility Relocation Section 2	The Engineer has begun the preliminary design and the City has received the signed contract with TDOT.	Bid Letting December 12, 2023
TDOT 127 North Utility Relocation Section 3	The Engineer has begun the preliminary design and the City has received the signed contract with TDOT.	Bid Letting December 12, 2023
Northwest Connector Phase 3	The Contractor continues the installation of the pressure sewer and the gravity sewer casings. The contractor has also started installing water line on the Genesis Road end of the project. No new utilities have been tested and have not been placed in service.	Total Completion Date July 21, 2023 Finish from Genesis To Stout May 31, 2022
Northwest Connector Phase 2 Downtown Sidewalks	All appraisals work has been completed and the City is in the process of acquiring property. The City did not receive the multimodal grant for the lighting. TDOT has requested the NEPA (National Environmental Policy Act) Document be updated. This process is a six month long process.	Bid Letting 2023
Old Lantana Road, County Seat and Southbend Waterline Replacement	The City has reviewed the plans and the Engineer is revising the plans. A construction start date will be established once the easements are acquired.	
Bridges for Trails at Meadow Park	The Street Department has cut the concrete abutments for the gas line installation. Once the gas line is installed the City will bid the steel bridge. Estimated time for the gas line installation is late March.	
Quail Hollow Court	The Exhibit "A" document required for the sale of the property will be updated when the Airport Layout Plan is updated during this year.	
Main Street and Lantana Traffic Signal Replacement	This project is ready to be bid and we are waiting to coordinate this project with the downtown sidewalk project.	
Fourth Street and West Avenue Traffic Signal Replacement	The City has received a draft set of ROW plans. A utility coordination meeting is forthcoming. This project has low priorities because the City will not have STP funds to fund construction for three to five years.	
Meadow Park Water Filtration Plant Sewer Project	The Engineer has created the exhibits for the easements. The City is in the process of acquiring the easements.	Schedule will be forthcoming
Raw Water Study (Meadow Park Lake Expansion)	TDEC issued a Letter of Concurrence on the stream determination and we are now setting up a meeting with the Army Corp to discuss details of the performance of wetland delineations and stream quantification tool/debit tool scoring of streams.	
Airport Obstruction Removal	The Engineering firm is under way with the environmental document.	
Catoosa 127 North Water Tank	The tank is complete and the TDOT contractor is currently installing the lines to the tank.	
Underwood Street Sidewalk	Acquisition documents have been turned over to the City Attorney so that City Staff can negotiate the acquisitions.	
Tulip Drive Sewer Installation Airport ALP	The plans are complete and the City is awaiting the payment of the fees. The lidar survey has been flown and the data is being processed. The City has received a draft copy of the Exhibit A (Airport property and funding map).	
Meadow Park Water Filtration Master Meters	All construction is complete and we are waiting on the meter manufacture to set up a date for a technical start up of the meters.	Contract Completion August 28, 2021
Industrial Blvd and Highway 127 Intersection Waterline Rehab Deer Creek Sewer	Once a funding source is identified, this project is ready to bid and advertise. HOA of Deer Creek has renewed their sewer permit and they are discussing option for connecting to the City Sewer system.	
TDOT SR 1 Highway 70 Bridge Replacement (Sparta Highway) Utility Relocation	The Engineer is developing the utility relocation plan. TDOT has contacted the City to acquire right of way from the sewer treatment plant property.	Bid Letting May 13, 2022
TDOT SR 24 Highway 70 North Bridge Replacement Utility Relocation	The Engineer is developing the utility relocation plan. TDOT is working out clearance issues with TVA lines and this project's timeline will grow.	Bid Letting August 19, 2022
CoLinx Fire Pump and Tank System 2021 CDBG	All upgrades have been completed. Capping the line to the tank is all that remains in order to disconnect the tank and the pump. CoLinx has been paid the full approved amount. The Contractor has completed all designated work shown on the plans and we are in the process of closing the project out.	
Meadow Park Dock Repair	The Contractor has completed all work on the dock and the City has authorized the purchase of the materials to repair the breakwater.	
Little Obed Pedestrian Bridge	The City is working on a CDBG grant for the greenway and this grant (Three Star) may be combined for a larger project.	
Meadow Park Water Filtration Transfer Pumps	The Contractor has been given the notice to proceed and they are submitting shop drawings for approval.	
Miller Avenue Crosswalk	The Contractor has been given the notice to proceed and they are submitting shop drawings for approval. A completion date will be set when the pole manufacture date and delivery date is established.	
Airport PAPI Replacement	The Engineer is coordinating the new location of the PAPI with TDOT and the FAA.	
Private Developments		
The Gardens Phase 8 Plat 3	The Final Plat has been approved by the Planning Commission. All utilities have been approved. Paving, base stone and curbing are remaining items to be completed.	
The Gardens Phase 8 Plat 4	The Final Plat has been approved by the Planning Commission. All utilities have been approved. Work has not started on the road.	
Collins Place Subdivision Phase 1	The sewer line has been completed and accepted. The final plat will be approved at the February Planning Commission meeting.	
First Street Estate Subdivision	The Preliminary Plat has been approved by the Planning Commission. The sewer plans have been approved by TDEC.	
Sky View Meadow Subdivision Phase 2	Utility plans have been submitted to TDEC and the water plans have been approved. The Developer has started the waterline installation. The sewer plans have not been approved by TDEC.	

Airport Committee Meeting Report from FBO: February 2022

December Fuel Flow: 10,011 gallons
Avgas: 1578 gallons
Jet A: 8433 gallons

January Fuel Flow: 6,415 gallons
Avgas: 1,259 gallons
Jet A: 5,156 gallons

Last January Fuel Flow: 6280 gallons
Avgas: 1391 gallons
Jet A: 4889 gallons

Fuel sales were off in January due to weather. We started out very slow but picked up towards the end of the month. We had a number of days where the airport was closed due to snow and ice. We also had a lot of low IFR days. The monthly number was up 2% over last January 2021.

We flew 85 hours on the flight training aircraft in Crossville in January, which was down up from December and good considering how many non-flying days we had in the month. We started flying with the first scholarship students from Cumberland County School system in January as school started back and we will increase that as the weather improves and we put a third airplane on line in March. The third airplane is in a major avionics upgrade and should have been out two weeks ago. The avionics shop is experiencing parts issues with Garmin due to the supply chain disruption of computer chips. They believe it will be ready to fly next week. We have started training Whisper Aero employees. Mike Carter is doing a ground school one night per week with 9 students enrolled, and we have three of their people actively flight training.

The maintenance shop has stayed busy during the winter months and is at capacity with Greg and four mechanics.

I am optimistic about this year with the contracts we have for flight training, more transient aircraft activity, and a lot of retail work in the maintenance shop. All of this activity shows that Crossville Airport is a growing vibrant airport and also reflects that Crossville and Cumberland County is a growing economy.

CITY OF CROSSVILLE
BONDS and NOTES
(SCHEDULES ATTACHED)

6 Months interest in December and May
Principal payment in May

			11/30/2021	Due May	INTEREST	1/31/2022	
	<u>PAY</u>	<u>INT</u>	<u>LOAN</u>	<u>PRINCIPAL</u>	<u>PAYMENT</u>	<u>PAYMENT</u>	<u>LOAN</u>
GENERAL FUND	<u>OUT</u>	<u>RATE</u>	<u>BALANCE</u>	<u>PAYMENT</u>			<u>BALANCE</u>
				May-22			
E-911	2024	Variable	\$ 193,000	\$ 63,000	\$ 5,800		\$ 130,000
2020 Series A1 Bonds	2037	4.00%	\$ 3,965,000	\$ 60,000	\$ 50,727		\$ 3,905,000
2020 Series B Bonds	2028	4.27%	\$ 1,915,000	\$ 265,000	\$ 12,046		\$ 1,650,000
2020 Series A2 Bonds	2037	3.00%	\$ 1,165,000	\$ 60,000	\$ 15,112		\$ 1,105,000
			<u>\$ -</u>	<u>\$ -</u>	<u>\$ -</u>		<u>\$ -</u>
			<u>\$ 7,238,000</u>	<u>\$ 448,000</u>	<u>\$ 83,685</u>		<u>\$ 6,790,000</u>
Water & Sewer Fund							
2020 Series C Bonds	2050	4.00%	\$ 29,905,000	\$ 545,000	\$ 703,766		\$ 29,360,000
Catoosa's Share			\$ (5,821,326)	\$ (106,090)	\$ (136,995)		\$ (5,715,236)
			<u>\$ 24,083,674</u>	<u>\$ 438,910</u>	<u>\$ 566,771</u>		<u>\$ 23,644,764</u>
2020 Series D Bonds	2027	4.19%	\$ 1,230,000	\$ 200,000	\$ 12,140		\$ 1,030,000
			<u>\$ 25,313,674</u>	<u>\$ 638,910</u>	<u>\$ 578,911</u>		<u>\$ 24,674,764</u>
CATOOSA							
2020 Series C Bonds	2050	4.00%	\$ 5,821,326	\$ 106,090	\$ 136,995		\$ 5,715,236
5/20/2021 RUD Plateau tank 40 yrs	2061	1.75	\$ 888,717	\$ 15,544	\$ 15,428		\$ 873,173
			<u>\$ 6,710,043</u>	<u>\$ 121,634</u>	<u>\$ 152,423</u>		<u>\$ 6,588,409</u>
<u>TOTALS (WATER & SEWER FUND)</u>			<u>\$ 32,023,717</u>	<u>\$ 760,544</u>	<u>\$ 731,334</u>		<u>\$ 31,263,173</u>
						<u>TOTAL</u>	\$ 38,053,173

Water/Sewer Fund

	Grant	Local	Total	Money Spent	Money Received	To Be Received
Catoosa water tank - Hwy. 127N	\$160,500.00	\$1,309,500.00	\$1,470,000.00	\$1,351,865.00	\$1,050,500.00	\$419,500
Sewer Rehab	\$525,060.00	\$58,340.00	\$583,400.00	\$ 438,887	\$ 415,052.00	

General Fund

	Grant	Local	Total	Money Spent	Money Received	To Be Received
Bulletproof vests	\$36,781.44	\$36,781.44	\$73,562.88	\$63,932.12	\$36,793.78	
Alcohol Saturation-2019	\$25,000.00	\$0.00	\$25,000.00			
Drug Task Force Overtime	\$18,000.00	\$0.00	\$18,000.00			
Airport Maintenance 21-22	\$15,000.00	\$0.00	\$15,000.00	\$2,336.27	\$2,219.46	
Airport Layout Plan	\$190,000.00	\$10,000.00	\$200,000.00	\$28,492.59	\$ 19,601.36	
Airport Lighting Rehab	\$34,865.00	1835	\$36,700.00	\$ 22,126.14	\$ -	\$ 22,126.14
Downtown Sidewalks/Lights	\$1,299,651.36	\$324,912.84	\$1,624,564.20			
Northwest Connector 3	\$1,006,137.00	\$251,534.00	\$1,257,671.00	\$ 1,202,600.21	\$ 960,839.12	
Northwest Connector 2	\$458,648.00	\$114,662.00	\$573,310.00	\$60,300.00	\$48,240.00	
Three Star 21-23	\$50,000	\$ -	\$40,000			
Avigation Easements	\$49,295	\$ 1,805.00	\$51,100			
Obstruction Clearing Env. Assessment	\$29,600	\$ -	\$29,600	\$ 21,328.83		\$ 21,328.83
						\$43,454.97