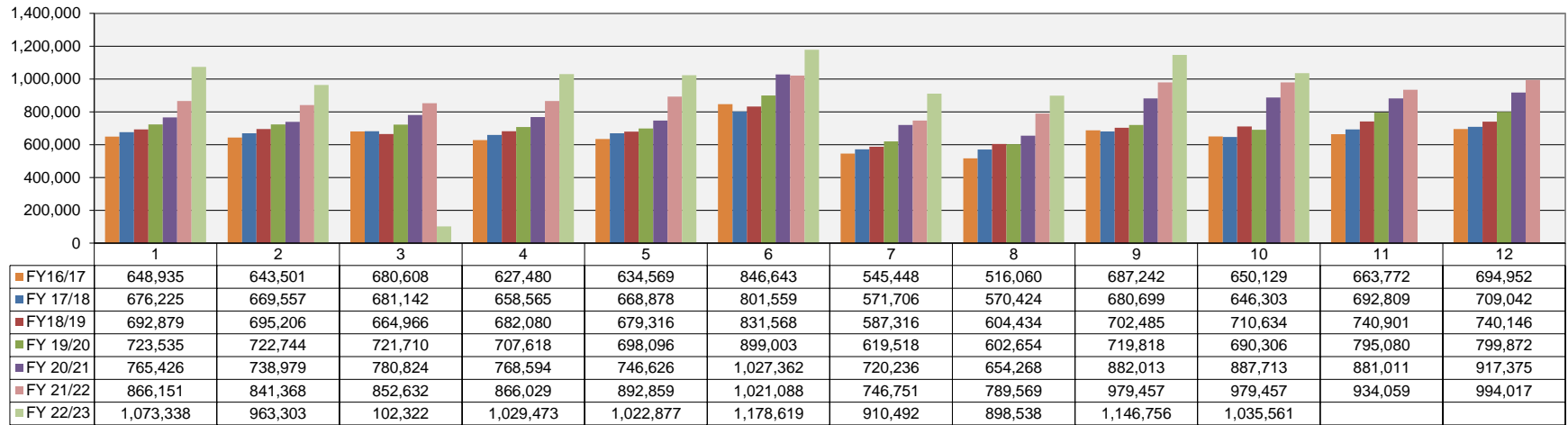
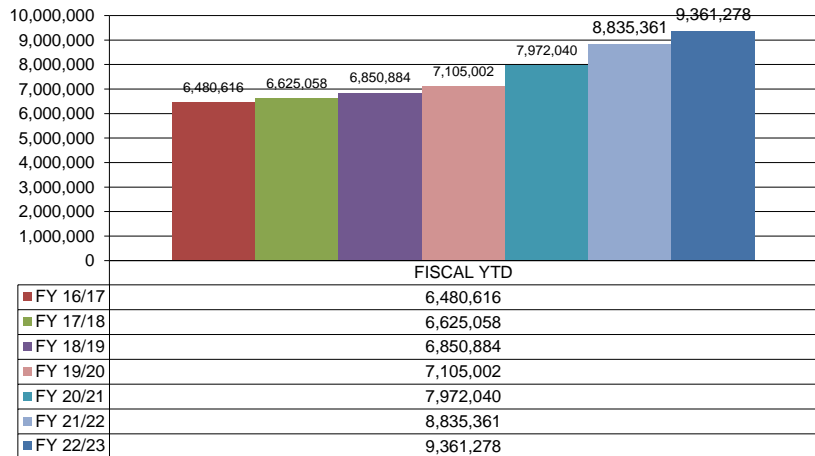


Sales Tax



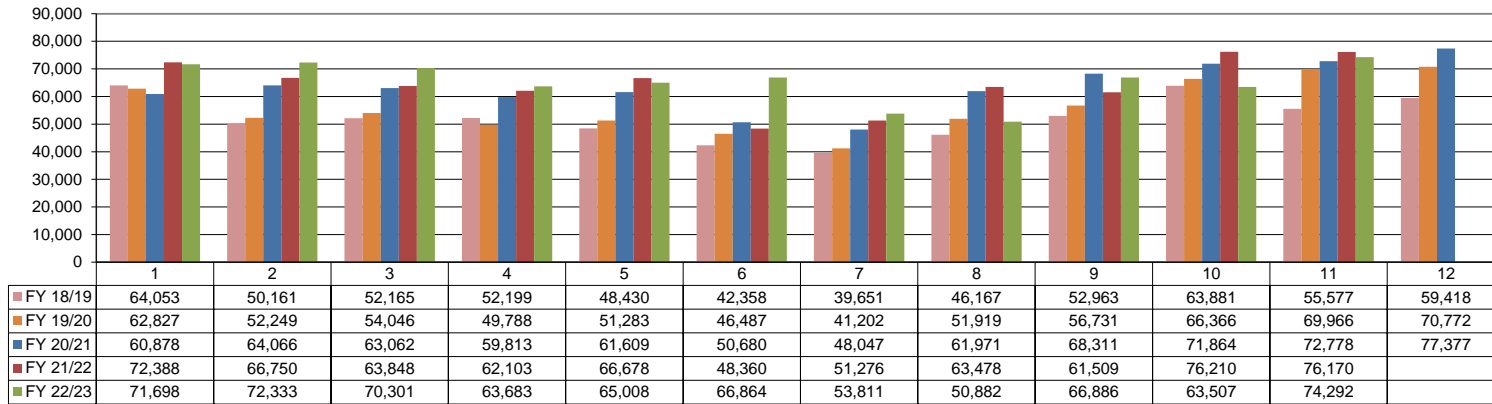
Sales Tax Revenue Year-to-Date



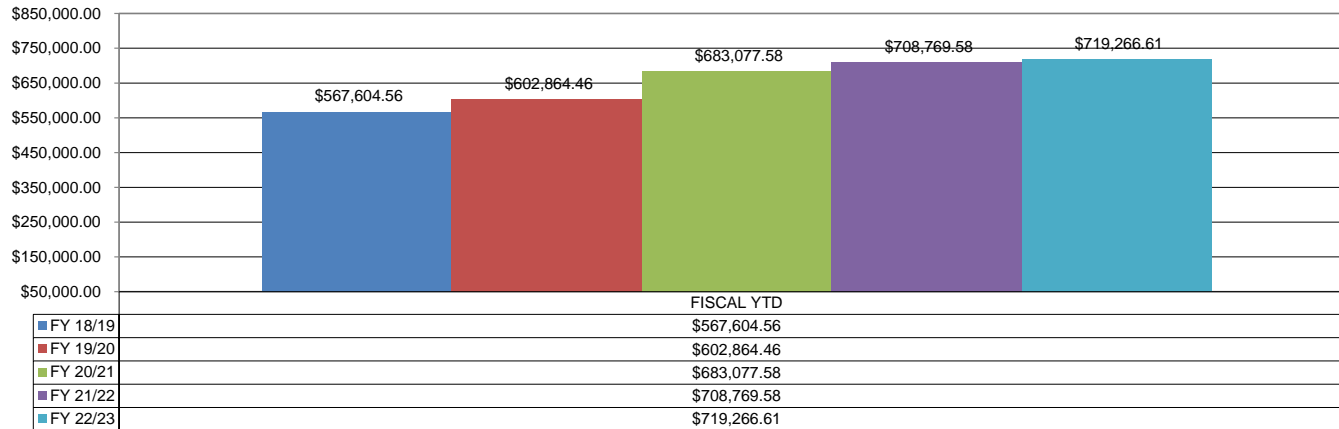
*COLLECTIONS IN THE CITY OF CROSSVILLE		\$	2,104,924.37
State of TN Cost of Administration	1.125%	\$	23,680.40
Net Collections (sent to Trustee's office)		\$	2,081,243.97
Local Option Out of State Distribution		\$	10,689.74
Trustee of Cumberland County	1%	\$	20,812.44
Net To Be Distributed		\$	2,071,121.27
CITY OF CROSSVILLE SPLIT			
Check to City of Crossville		\$	1,035,560.64
Check to Cumberland County Board of Education		\$	1,035,560.64

*Totals reported in June but actually collected in April

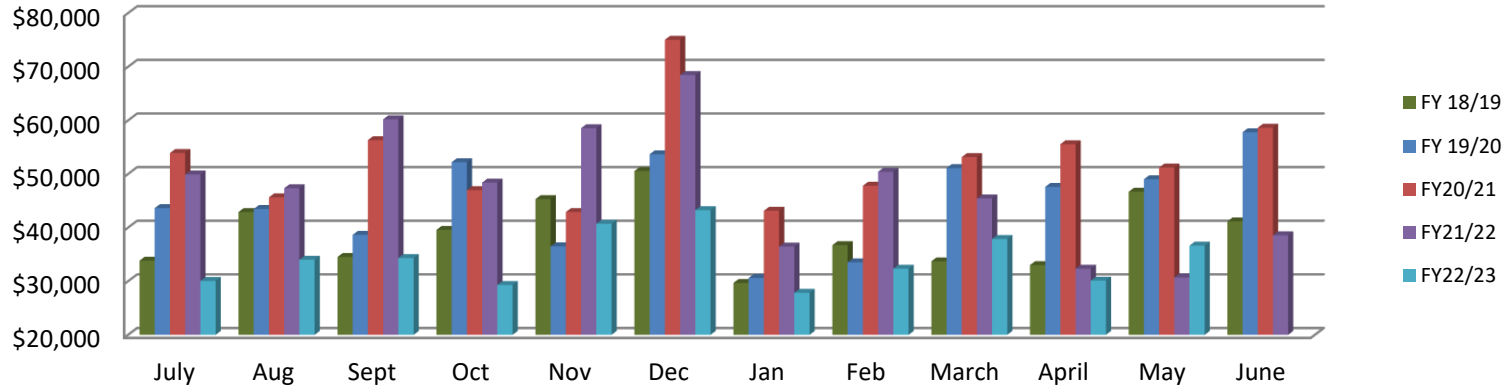
Wholesale Beer Tax



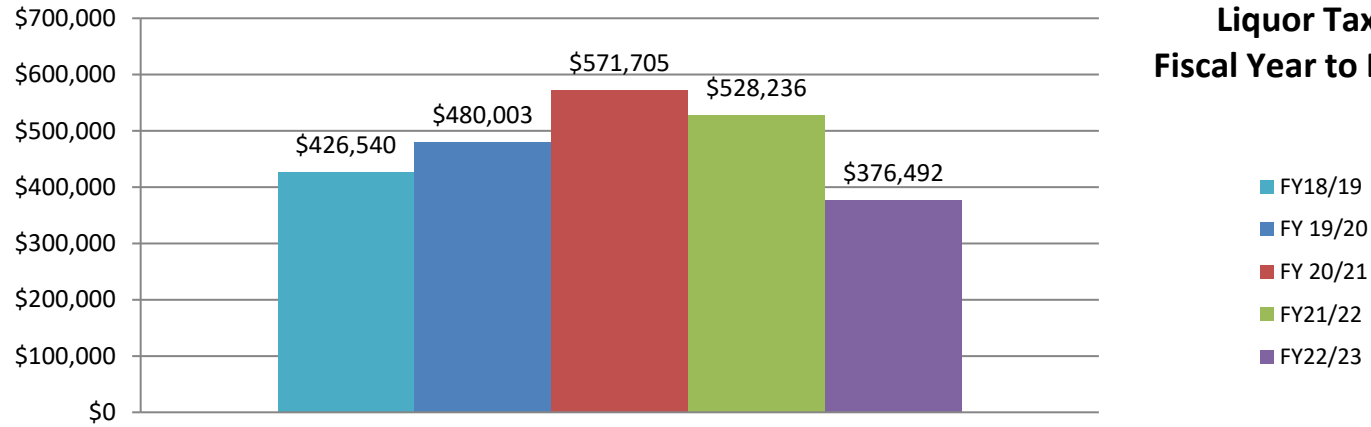
Wholesale Beer Tax Revenue Year To Date

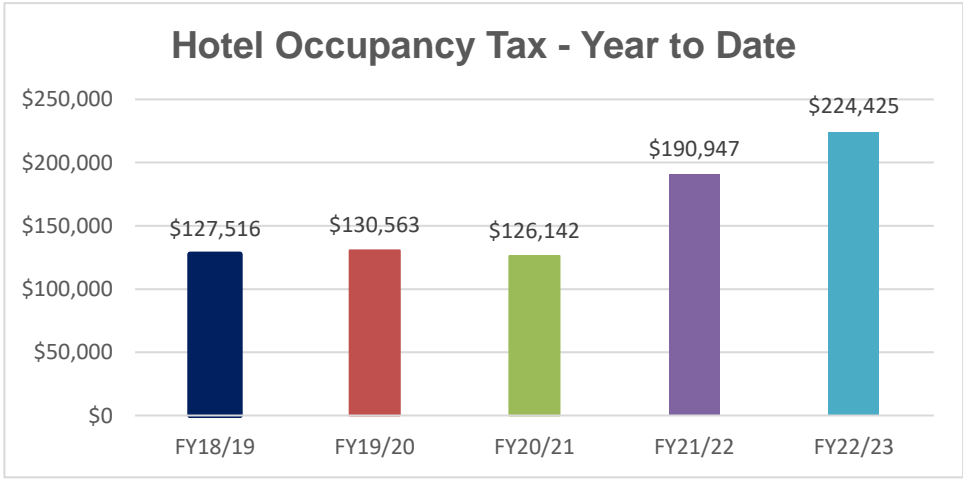
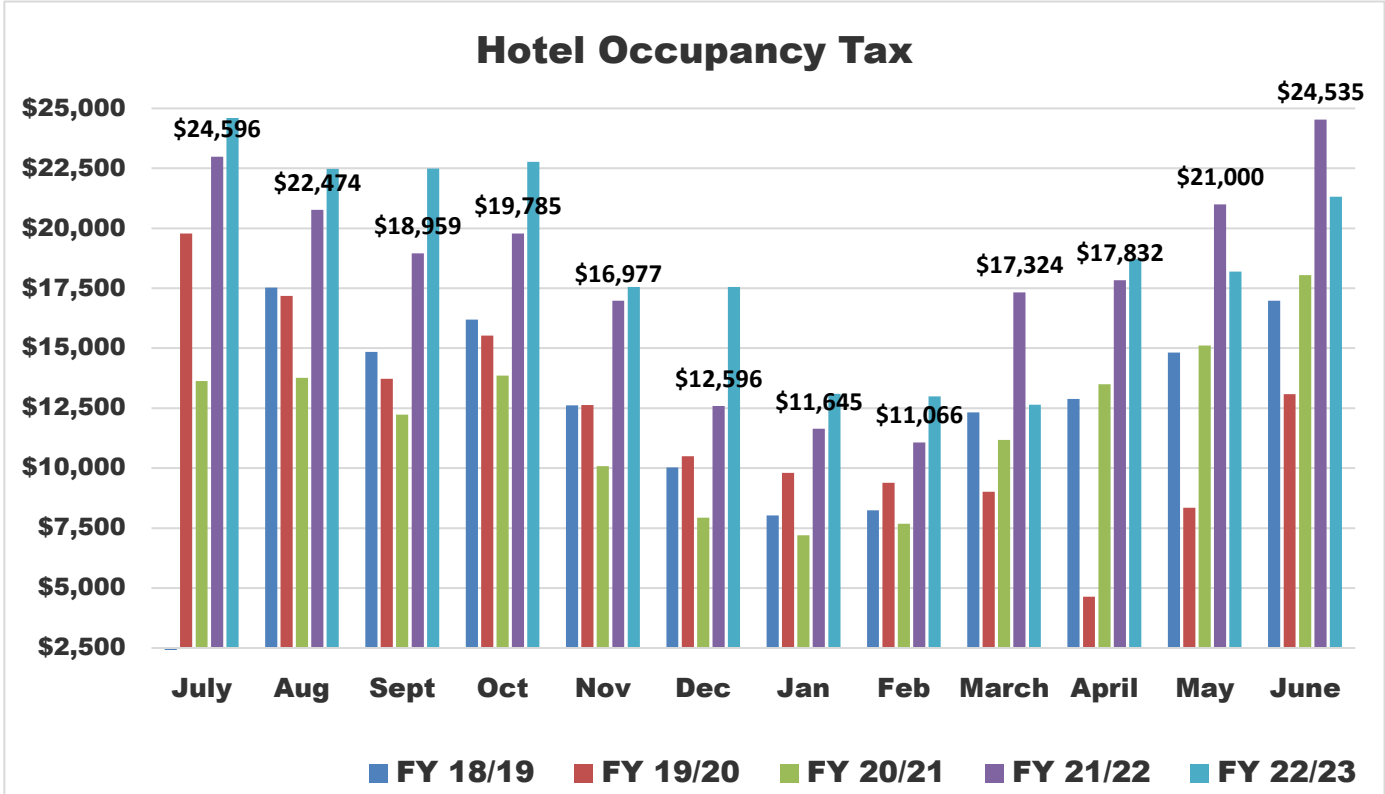


Liquor Income



Liquor Tax Fiscal Year to Date





Crossville Fire Dept.

Crossville, TN

This report was generated on 7/6/2023 8:04:56 AM

CROSSVILLE



Daily Log Items per Activity Code for Date Range with Personnel

Activity Codes: Water Log - Commercial Water Log | Start Date: 06/01/2023 | End Date: 06/30/2023

Water Log - Commercial Water Log

START DATE	END DATE	DURATION (hh:mm)	STATION	APPARATUS	PERSONNEL	NOTES
06/02/2023 10:25:00	06/02/2023 10:25:00	0:00	ST2 - CFD Station 2		Edwards , Kevin	CHW LANDSCAPING AND EROSION CONTROL 2500 GALLONS
06/02/2023 10:59:00	06/02/2023 10:59:00	0:00	ST2 - CFD Station 2		Edwards , Kevin	CHW LANDSCAPING AND EROSION CONTROL 2700 GALLONS
06/03/2023 11:30:00					Tinch, Richard	CAHABA Forestry service 1900 gal.
06/04/2023 16:23:00	06/04/2023 16:23:00	0:00	ST2 - CFD Station 2		Edwards , Kevin	Cahaba 2200 gallons
06/06/2023 07:30:00					Tinch, Richard	CHW Landscape and Erosion Control 2700gal.
06/06/2023 08:20:00					Tinch, Richard	CHW Landscape and Erosion Control 2900gal
06/06/2023 09:20:00	06/06/2023 09:20:00	0:00			Smith , Thomas	CHW Landscape 2800 gal
06/06/2023 10:15:00	06/06/2023 10:15:00	0:00			Smith , Thomas	CHW Landscape 2800 gal
06/10/2023 17:00:00	06/10/2023 17:00:00	0:00			Wyatt, Brian	3000 gallons Cahaba Forestry Services
06/13/2023 18:15:00					Tinch, Richard	Cahaba Forestry 2200 gal
06/14/2023 11:09:00	06/14/2023 11:09:00	0:00	ST2 - CFD Station 2		Edwards , Kevin	Cahaba 1300 gallons
06/26/2023 06:20:00	06/26/2023 06:20:00	0:00			Mangas, Jeremy	Rodgers Group 800 Gallons
						Total Items: 12
						Grand Total Items: 12

Displays all Daily Log Items with personnel list for DATE RANGE and ACTIVITY CODE, grouped by Activity Code



emergencyreporting.com

Doc Id: 1668

Page # 1 of 1

Crossville Fire Dept.

Crossville, TN

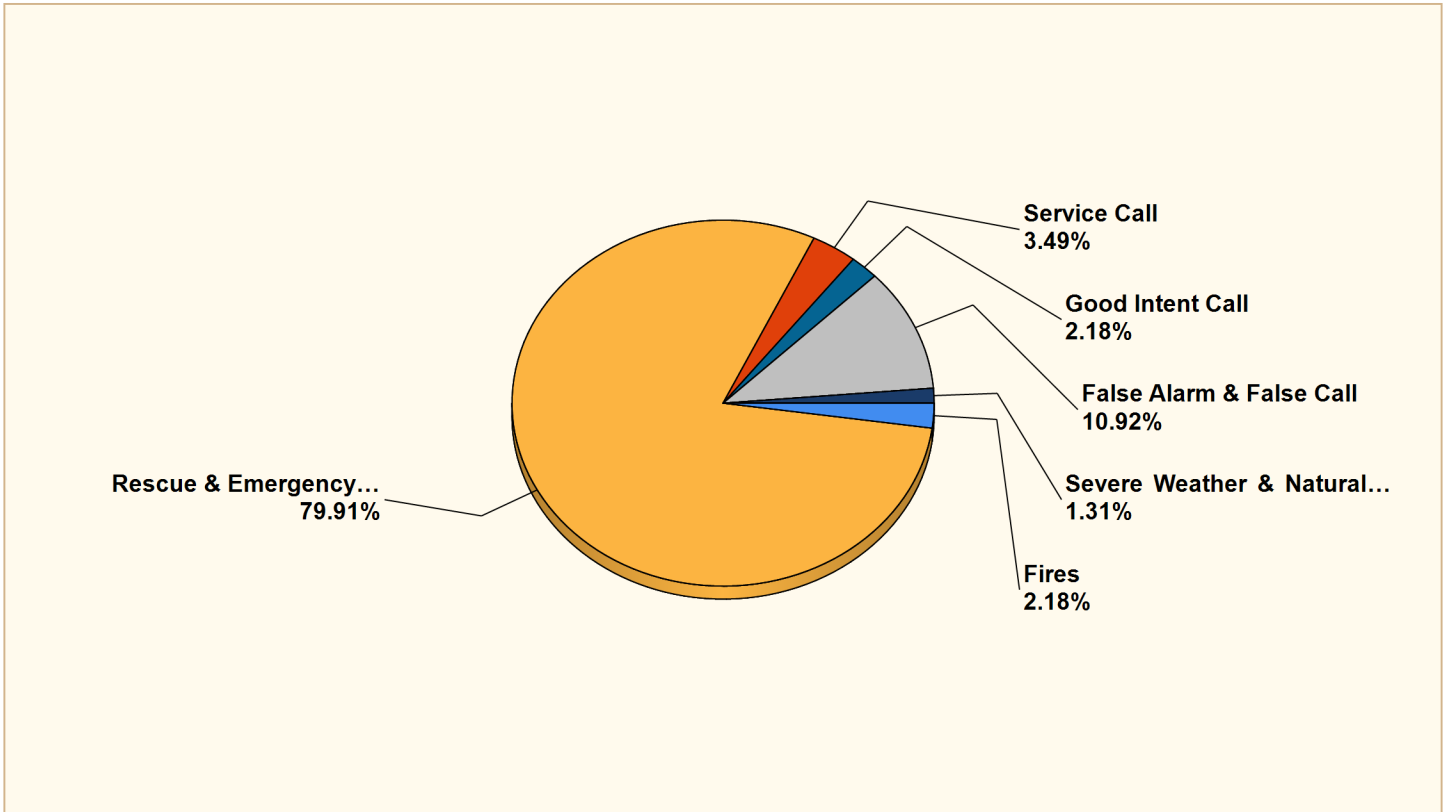
This report was generated on 7/6/2023 8:10:15 AM

CROSSVILLE



Breakdown by Major Incident Types for Date Range

Zone(s): All Zones | Start Date: 06/01/2023 | End Date: 06/30/2023



MAJOR INCIDENT TYPE	# INCIDENTS	% of TOTAL
Fires	5	2.18%
Rescue & Emergency Medical Service	183	79.91%
Service Call	8	3.49%
Good Intent Call	5	2.18%
False Alarm & False Call	25	10.92%
Severe Weather & Natural Disaster	3	1.31%
TOTAL	229	100%

Only REVIEWED and/or LOCKED IMPORTED incidents are included. Summary results for a major incident type are not displayed if the count is zero.



Detailed Breakdown by Incident Type

INCIDENT TYPE	# INCIDENTS	% of TOTAL
118 - Trash or rubbish fire, contained	2	0.87%
131 - Passenger vehicle fire	3	1.31%
311 - Medical assist, assist EMS crew	17	7.42%
321 - EMS call, excluding vehicle accident with injury	143	62.45%
322 - Motor vehicle accident with injuries	17	7.42%
324 - Motor vehicle accident with no injuries.	4	1.75%
350 - Extrication, rescue, other	1	0.44%
356 - High-angle rescue	1	0.44%
500 - Service Call, other	2	0.87%
510 - Person in distress, other	1	0.44%
551 - Assist police or other governmental agency	2	0.87%
552 - Police matter	1	0.44%
561 - Unauthorized burning	2	0.87%
611 - Dispatched & cancelled en route	4	1.75%
671 - HazMat release investigation w/no HazMat	1	0.44%
700 - False alarm or false call, other	3	1.31%
710 - Malicious, mischievous false call, other	1	0.44%
730 - System malfunction, other	1	0.44%
733 - Smoke detector activation due to malfunction	2	0.87%
735 - Alarm system sounded due to malfunction	4	1.75%
740 - Unintentional transmission of alarm, other	2	0.87%
743 - Smoke detector activation, no fire - unintentional	3	1.31%
745 - Alarm system activation, no fire - unintentional	9	3.93%
813 - Wind storm, tornado/hurricane assessment	3	1.31%
TOTAL INCIDENTS:	229	100%

Total of Burn Permits for June 2023
133

Only REVIEWED and/or LOCKED IMPORTED incidents are included. Summary results for a major incident type are not displayed if the count is zero.



	Consumption	Water loss - flushing	Water loss - leaks	Water loss-fire fighting	Total Internal Use	Unaccounted-for Water	Pumped Water	LOSS %
2022								
January	96,480,200	81,734	1,193,520	26,300	1,301,554	19,108,113	116,889,867	16%
February	85,713,300	90,186	6,599,655	18,800	6,708,641	8,226,759	100,648,700	8%
March	99,417,600	50,686	1,768,173	6,250	1,825,109	7,587,191	108,829,900	7%
April	91,940,100	532,444	1,085,494	29,850	1,647,788	14,340,712	107,928,600	13%
May	92,160,900	272,159	5,094,446	1,450	5,368,055	29,512,045	127,041,000	23%
June	102,704,000	287,416	3,408,224	19,600	3,715,240	27,613,460	134,032,700	21%
July	103,880,600	235,854	5,925,760	18,000	6,179,614	18,664,386	128,724,600	14%
August	97,180,200	79,705	3,369,885	12,700	3,462,291	29,121,510	129,764,000	22%
September	102,751,500	231,605	7,626,998	13,975	7,872,578	10,362,922	120,987,000	9%
October	95,489,200	278,513	2,484,770	318,545	3,081,828	9,971,462	108,542,490	9%
November	95,833,300	412,792	4,738,060	17,350	5,168,202	16,381,098	117,382,600	14%
December	89,122,200	162,695	2,323,086	8,800	2,494,581	35,381,219	126,998,000	28%
2023								
January	97,204,700	1,029,288	158,994	1,350	1,189,632	23,639,568	122,033,900	19%
February	99,352,300	280,135	929,232	53,200	1,262,567	7,113,733	107,728,600	7%
March	81,619,500	593,713	2,016,336	500	2,610,549	36,473,251	120,703,300	30%
April	81,438,000	296,889	851,118	6,700	1,154,707	38,405,193	120,997,900	32%
May	94,928,100	323,566	1,962,690	10,200	2,296,456	30,542,044	127,766,600	24%
June	101,422,500	212,007	960,264	27,800	1,200,071	28,538,929	131,161,500	22%
July								
August								
September								
October								
November								
December								
TOTAL:								
6 mos	555,965,100	2,735,599	6,878,634	99,750	9,713,983	164,712,717	730,391,800	23%
12 mos	1,140,222,100	4,136,764	33,347,193	489,120	37,973,077	284,595,313	1,462,790,490	19%

Utility Maintenance

Jun-23
Monthly Report

Locations: 347

Backflows Tested: 35

Grinder Pumps Sold: 6

Preliminary Inspections: 4

Final Inspections: 2

Replacement Pumps 0

Grinder Pumps Repairs 23

<u>Meter:</u>	Turn-Ons	47
	Turn-Offs	24
	Occupant Changes	73
	Reinstates	34
	Checks, Replacement, Repair	15
	Water Taps	3
	Main Line Leaks	1
	Service Repairs	1

Total Water Loss: 279,007.4 gallons

Sewer Taps 3

Sewer Line Repairs 1

Graves 4

<u>Pipe Installed</u>	15' of 3/4" copper
	0 of 1" copper
	0' of 6" PVC
	0 12" PVC
	0' 2" PVC
	0 of 4" pvc
	0 of 3/4 PVC
	0 of 1" PVC
	0 of 4" HDPE
	0' of 2" HDPE
	7' of 10" pvc

Monthly Summary

Replaced approximate eiy 24 3/4
water meters due to meter or AMR malfunctioning
Read meters, Did service orders and customer complaints
Tested 24 backflows devices
Spot digging water lines around manchester tank to locate and get size for
relocation project on Livingston hwy
worked on water line relocation for TDOT culvert project on west ave

Water leaks repaired:

79 Darrell Ave.
190 Mockingbird dr.

Water Taps:

873 South old Mail Rd.
768 Wilson Lane
111 Parkview Place

Sewer Taps

519 Cumberland View Drive
548 Cumberland View Drive
768 Wilson Lane

Sewer Line Repairs:

7197 Hwy 127 North

Grinder pump finals

63 Dewey Drive
359 Dayton Ave.

Grave Services

Charles Williams
Mark Connolly
Donnie Odell Findley
Shirley Dunham

Next Months Forecast

Replace AMR meters & ERTs as needed
Do water & sewer taps & graves
Repair Grinder pumps & cleanings & maint. checks
Test Backflows
Hydrant testing and/or maintenance
finish up west ave. water main lowering for TDOT
Catch up taps when meters and yokes arrive

CATOOSA DEPARTMENT
WATER LOST
JUNE 2023

MASTER PUMPS	WATER PURCHASED		
70-NORTH	13,270,930		
127 HWY	15,764,510		
GENESIS	6,753,700		
62 HWY	0		
TOTAL	35,789,140		
	WATER SOLD		
MASTER PUMP TOTALS	35,789,140		
LESS CUSTOMERS	21,246,000		
LESS 200 ACCOUNTS	5,114,400		
	9,428,740	% of Loss	26%
FIRE DEPARTMENT			
TANK CLEANING & FILLING	-		
METERED FILLING			
METERED FLUSHING	24,424		
UNMETERED FLUSHING	520		
UNMETERED LEAK	868,320		
BILL ADJUSTMENTS			
METERED LEAKS			
BULK SALES			
TOTAL	8,535,476	Total % Loss	24%

Permits Break Down Report

	City & County Mechanical	City & County Plumbing	City Commercial	City Residential	County Commercial	County Residential	Fines and Inspection Fees	Land Disturbance Permits	Plans Review	Sign	Not Defined	Total Permits	County Fees Paid	City Fees Paid	Total Fees Paid
July 2022	27	30	1	3	1	25	0	0	0	0	0	87	\$28,791.00	\$5,597.00	\$34,388.00
August 2022	20	43	4	19	1	29	0	2	0	4	0	122	\$40,538.00	\$18,973.00	\$59,511.00
September 2022	33	41	3	9	0	37	1	2	0	1	0	127	\$43,071.00	\$9,223.00	\$52,294.00
October 2022	25	22	1	9	1	17	0	4	1	0	1	81	\$22,524.00	\$9,329.00	\$31,853.00
November 2022	27	15	0	4	3	13	0	1	1	4	1	69	\$22,019.00	\$2,218.00	\$24,237.00
December 2022	37	27	5	6	0	20	0	3	1	0	1	100	\$24,622.00	\$12,794.00	\$37,416.00
January 2023	22	35	4	7	5	24	1	5	1	4	1	109	\$32,394.00	\$11,848.00	\$44,242.00
February 2023	24	27	2	9	1	18	0	3	0	4	0	88	\$22,435.00	\$7,623.00	\$30,058.00
March 2023	25	43	10	18	1	30	0	10	0	4	0	141	\$33,793.00	\$32,607.00	\$66,400.00
April 2023	47	35	3	9	4	25	0	2	1	0	1	127	\$33,884.00	\$9,202.00	\$43,086.00
May 2023	29	38	6	10	2	24	0	4	0	2	0	115	\$31,901.00	\$10,827.00	\$42,728.00
June 2023	18	45	8	14	4	27	0	5	0	1	0	122	\$38,479.00	\$31,069.00	\$69,548.00
Total	334	401	47	117	23	289	2	41	5	24	5	1288	\$374,451.00	\$161,310.00	\$535,761.00

Engineering Projects Report July 6, 2023

Project	Current Status	Dates
TDOT 127 South Utility Relocation	The Contractor has almost completed relocating the City's utilities and is in the process of moving services from the old main lines to the new main lines.	Target Completion Date June 30, 2024
TDOT 127 North Utility Relocation Section 1	The utilities for this project are 89% financially complete as of June 21st. The Contractor continues in testing the waterlines and is moving services over to the new line.	Target Completion Date June 30, 2025
TDOT 127 North Utility Relocation Section 4 (Fentress Cumberland County Line)	The portion of this project that is the City's water utility relocation is complete and a final punch list will be created after the road work is completed.	Target Completion Date August 31, 2026
TDOT 127 North Utility Relocation Section 2	A utility deconfliction meeting was held August 2nd 2022 and the City was informed by TDOT that the bid letting will be moved to 2025.	Bid Letting December 8, 2023
TDOT 127 North Utility Relocation Section 3	A utility deconfliction meeting was held August 2nd 2022 and the City was informed by TDOT that the bid letting will be moved to 2025.	Bid Letting December 8, 2023
Northwest Connector Phase 3	The utilities for this project are 84% financially complete as of June 21st. All water and sewer has been installed but not fully tested for service.	Total Completion Date July 21, 2023 Finish from Genesis To Stout May 31, 2022
Northwest Connector Phase 2	The City has completed the acquisitions and TDOT is reviewing the right of way documents.	Tentative Bid Letting 2023
Downtown Sidewalks	TDOT is performing a final review. The next step will be bidding the project.	
Old Lantana Road, County Seat and Southbend Waterline Replacement	The City has reviewed the plans and the Engineer is revising the plans. A construction start date will be established once the easements are acquired.	
Bridges for Trails at Meadow Park	The shop drawings for the bridge have been approved for production. The delivery date has been set for the month of October.	
Quail Hollow Court	The Exhibit "A" document required for the sale of the property will be updated when the Airport Layout Plan is updated.	
Main Street and Lantana Traffic Signal Replacement	The Contractor has completed the pole foundations and all underground conduit work. The Contractor will be back in September to set the poles. The current delivery schedule for materials will extend the completion of this project to December of 2023.	Completion date June 5, 2023
Fourth Street and West Avenue Traffic Signal Replacement	The City has received a draft set of ROW plans. A utility coordination meeting is forthcoming. This project has low priorities because the City will not have STP funds to fund construction for three to five years.	
Meadow Park Water Filtration Plant Sewer Project	The Engineer has created the exhibits for the easements. The City is in the process of acquiring the easements.	Schedule will be forthcoming
Raw Water Study (Meadow Park Lake Expansion)	A meeting with the regulating agencies was held last month. The consultants are working on an estimated cost of the mitigation.	
Airport Obstruction Removal	The Contractor has completed the obstruction clearing. An aerial LIDAR survey has been performed and they are processing the data. All contracted obstructions have been removed.	
Underwood Street Sidewalk	Acquisition documents have been turned over to the City Attorney so that City Staff can negotiate the acquisitions.	
Tulip Drive Sewer Installation Airport ALP	The plans are complete and the City is awaiting the payment of the fees.	
Industrial Blvd and Highway 127 Intersection Waterline Rehab	The operations data collection has been completed and the data shows that the width of the runway is justified. The Engineer has submitted an updated schedule which projects this project to be completed in April 2024.	Completion date June 3, 2023
TDOT SR 1 Highway 70 Bridge Replacement (Sparta Highway) Utility Relocation	We are waiting on the bid letting. All plans and specifications have been delivered to TDOT.	Bid Letting December 9, 2022
TDOT SR 24 Highway 70 North Bridge Replacement Utility Relocation	The Engineer is developing the utility relocation plan. TDOT is working out clearance issues with TVA lines and this project's timeline will grow.	Bid Letting August 19, 2022 DELAYED
CoLinX Fire Pump and Tank System	The line has been capped and the tank and pump have been disconnected from the fire system. The city will start the demolition of the pump building in the coming months.	
Little Obed Pedestrian Bridge	The City was not selected for the CDBG grant last year and the City is reapplying.	
Airport PAPI Replacement	The lights are in working order and we are awaiting an FAA flight check and final clean up. The FAA flight check has been placed in the FAA flight queue.	Completion date December 14, 2022
Earnest Neal Road Waterline Extension	The fees have been paid and the plans have been submitted to TDEC for approval.	
Meadow Park Kayak Launch	The Contractor has installed the frame and the floats.	
Site Construction for Airport Box Hangars	The permit has been modified to contain coverage for the 80 x 80 Hangar and the four 60 x 60 hangars. The Street Department has finished the 80 x80 pad.	
Truck Route	An Engineering contract is on the agenda for approval.	
Hilltoppers Paved Trail Extension	The Contractor started paving this week and has not started the sealcoating of the parking lot.	
Airport Terminal Building	The contract has been executed and a preconstruction meeting has been scheduled.	
TDOT West Avenue Drainage Repair and Paving	The culvert installation is complete and the water line installation is almost complete.	
Goose Point Sewer Extension	The fees have been paid and the plans have been submitted to TDEC for approval.	
Ramey Road Sewer Extension	The plans have been approved by TDEC and two easements are being acquired.	
City Hall Roof Upgrade	A change order is on the agenda for approval. The contractor will not start until the change order is executed.	
Demolition and removal of Buildings on Ford Property	The asbestos survey has been completed and the removal of the asbestos from the survey building and the McGinnis building will be discussed with TDEC and we will decide on the means of removal.	
Interchange Box Culvert Replacement	This project is complete with a close-out change order on the agenda.	
Private Developments		
The Gardens Phase 8 Plat 3	All roads, water and sewer are complete. The stormwater retention structures have not been completed and the City is holding a financial guarantee for this work.	
The Gardens Phase 8 Plat 4A	All roads, water and sewer are complete. The stormwater retention structures have not been completed and the City is holding a financial guarantee for this work.	
Sky View Meadow Subdivision Phase 2 & 3	All roads, water and sewer are complete. The stormwater retention structures have not been completed and the City is holding a financial guarantee for this work.	

Airport Committee Meeting Report from FBO: July 3, 2023

May Fuel Flow: 10,031 Gallons
Avgas: 3,175 gallons
Jet A: 6,586 gallons

June Fuel Flow: 9,816 Gallons
Avgas: 4,067 gallons
Jet A: 5,749 gallons

Last June Fuel Flow: 11,804 gallons
Avgas: 3,410 gallons
Jet A: 8,394 gallons

Fuel sales were down slightly in June over May and down over last June but overall fuel sales were still good. The decrease is due to the decrease in Jet fuel sales as Avgas sales were up over last month and same month last year.

We flew 73 hours in Crossville for flight training. Flight training is considerably slower with the CCHS students out for the summer and the contract scaling back/ There are remaining funds from the two-year contract with CCHS that will carry over into this coming fiscal year.

We are working on construction plans for two 60 by 60 hangars on the new site.

6 Months interest in December and May

Principal payment in May

				6/30/2022	Due May		6/30/2023
				LOAN	PRINCIPLE	INTEREST	LOAN
				<u>BALANCE</u>	<u>PAYMENT</u>	<u>PAYMENT</u>	<u>BALANCE</u>
	<u>PAY</u>	<u>INT</u>					
	<u>OUT</u>	<u>RATE</u>					
GENERAL FUND							
E-911		2024 Variable		\$ 130,000	\$ 130,000	\$ 5,800	\$ -
2020 Series A1 Bonds	2021	2037	4.00%	\$ 3,905,000	\$ 55,000	\$ 87,250	\$ 3,850,000
2020 Series B Bonds	2021	2028	4.27%	\$ 1,650,000	\$ 270,000	\$ 19,690	\$ 1,380,000
2020 Series A2 Bonds	2021	2037	3.00%	\$ 1,105,000	\$ 60,000	\$ 24,000	\$ 1,045,000
				\$ -	\$ -	\$ -	\$ -
				<u>\$ 6,790,000</u>	<u>\$ 515,000</u>	<u>\$ 136,740</u>	<u>\$ 6,275,000</u>

Water & Sewer Fund

2020 Series C Bonds	0.80534	2050	4.00%	\$ 29,360,000	\$ 560,000	\$ 681,966	\$ 28,800,000
Catoosa's Share	0.19466			\$ 5,715,218	\$ 109,010	\$ 132,752	\$ 5,606,208
				\$ 23,644,782	\$ 450,990	\$ 549,214	\$ 23,193,792
2020 Sries D Bonds		2027	4.19%	\$ 1,030,000	\$ 205,000	\$ 11,102	\$ 825,000
				<u>\$ 24,674,782</u>	<u>\$ 655,990</u>	<u>\$ 560,316</u>	<u>\$ 24,018,792</u>

CATOOSA

2020 Series C Bonds		2050	4.00%	\$ 5,715,218	\$ 109,010	\$ 132,752	\$ 5,606,208		
5/20/2021 RUD Plateau tank	40 yrs	2021	2061	1.75	\$ 873,174	\$ 15,818	\$ 15,154	\$ 857,355	mnth pmnt
4/11/2022 RUD Plateau tank	40	2061	1.5	\$ 307,519	\$ 5,722	\$ 4,574	\$ 301,796	mnth pmnt	
				<u>\$ 6,588,392</u>	<u>\$ 124,828</u>	<u>\$ 147,906</u>	<u>\$ 6,463,563</u>		

TOTALS (WATER & SEWER FUND)

\$ 31,263,174 \$ 780,818 \$ 708,222 \$ 30,482,355

TOTAL ALL FUNDS

\$ 38,053,174 \$ 1,295,818 \$ 844,962 \$ 36,757,355

CITY OF CROSSVILLE
CURRENT GRANTS/PROJECTS

GENERAL FUND

Grant Agency	Project	Amount			Money Spent	Money Received	To Be Received
		Grant	Local	Total			
AWARDED:							
Dept. of Justice	Bulletproof vests	\$ 36,781.44	\$ 36,781.44	\$ 73,562.88	\$ 63,732.12	\$ 36,793.78	\$ 2,550.00
Dept. of Justice	Body Worn Cameras	\$43,000	\$ 43,000.00	\$ 86,000.00	\$ 117,082.94	\$ 43,000.00	
THSO Alcohol Saturation/Checkpoint Grant	Alcohol Saturation-2022	\$ 20,000.00	\$ -	\$ 20,000.00			
HIDTA	Drug Task Force Overtime	\$ 18,000.00	\$ -	\$ 18,000.00			
TDOT-Aeronautics	Airport Layout Plan	\$ 190,000.00	\$ 10,000.00	\$ 200,000.00	\$ 28,492.59	\$ 19,601.36	
TDOT-Aeronautics	Airport Lighting Rehab	\$ 153,395.00	\$ 1,835.00	\$ 155,230.00	\$ 125,953.15	\$ 120,947.15	\$ 3,171.00
TDOT-TAP	Downtown Sidewalks/Lights	\$ 1,299,651.36	\$ 324,912.84	\$ 1,624,564.20			
TDOT-Surface Trans	Northwest Connector 3	\$ 1,046,137.00	\$ 251,534.00		\$ 1,266,575.21	\$ 1,013,260.17	
TDOT-Surface Trans	Northwest Connector 2	\$ 458,648.00	\$ 114,662.00	\$ 573,310.00	\$ 237,226.03	\$ 189,780.82	
TDOT-Aeronautics	Obstruction Clearing	\$ 122,000.00		\$ 122,000.00			
TDOT-Aeronautics	Obstruction Clearing	\$ 230,850.00		\$ 230,850.00	\$ 212,650.00	\$ 212,650.00	
TDOT-Aeronautics	Obstruction Clearing	\$ 247,650.00	\$ 16,265.00	\$ 247,650.00	\$ 224,200.00	\$ 224,200.00	\$ 12,915.05
TDOT-Aeronautics	Design Terminal Renovations	\$ 78,940.00	\$ 3,160.00	\$ 82,100.00	\$ 21,621.81	\$ 21,621.81	\$ 60,428.19
TDOT-Aeronautics	Operations Counting System	\$ 32,300.00	\$ 1,700.00	\$ 34,000.00	\$ 10,022.67	\$ 8,322.67	\$ 1,226.36
TDOT-Aeronautics	ARPA	\$ 3,494,987.87	\$ -	\$ -	\$ 348,747.68	\$ 3,494,987.87	
TDOT-Aeronautics	Airport Maintenance 22-23	\$ 15,000.00	\$ -	\$ -	\$ 9,934.01	\$ 5,174.64	\$ 4,262.67
TDOT-Aeronautics	ACRGP	\$ 9,000.00	\$ -	\$ 9,000.00	\$ 9,000.00	\$ 9,000.00	
TDOT-Aeronautics	ARPA-Airport	\$ 22,000.00		\$ 22,000.00	\$ 18,087.71	\$ 18,087.71	\$ 3,912.29
TOTALS		\$ 7,472,340.67	\$ 782,725.28	\$ 2,750,667.08			