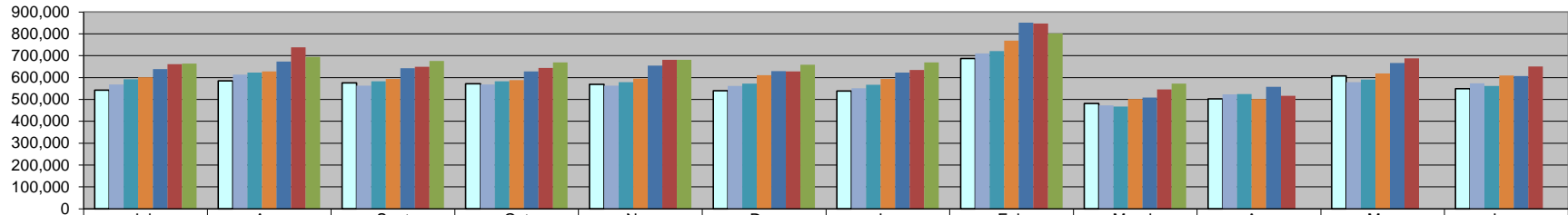
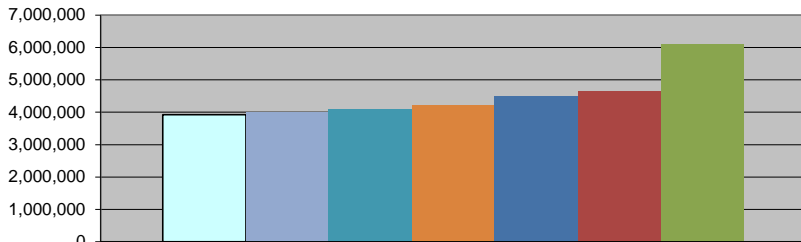


Sales Tax



	July	Aug	Sept	Oct	Nov	Dec	Jan	Feb	March	Apr	May	June
FY 11/12	542,564	584,673	575,593	571,365	568,438	539,521	538,581	686,878	481,137	503,099	607,376	548,870
FY 12/13	568,911	613,425	563,223	567,870	563,266	562,049	550,910	710,120	472,502	523,568	579,342	574,079
FY 13/14	592,201	622,250	583,383	583,302	578,810	571,889	566,907	720,995	468,129	524,484	590,302	562,391
FY 14/15	601,996	627,721	593,548	587,893	595,353	610,479	594,131	768,882	502,422	502,612	618,980	609,073
FY 15/16	639,340	673,495	642,074	627,579	655,121	629,502	622,916	851,452	508,499	558,191	666,159	606,228
FY 16/17	661,460	738,232	648,935	643,501	680,608	627,480	634,569	846,643	545,448	516,060	687,242	650,129
FY 17/18	663,772	694,952	676,225	669,557	681,142	658,565	668,878	801,559	571,706			

Sales Tax Revenue



	FY YTD
FY 11/12	3,920,735
FY 12/13	3,989,654
FY 13/14	4,098,743
FY 14/15	4,211,121
FY 15/16	4,490,026
FY 16/17	4,634,784
FY 17/18	6,086,356

***COLLECTIONS IN THE CITY OF CROSSVILLE**

State of TN Cost of Administration	1.125%	1,168,102.59
Net Collections (sent to trustee's office)		13,141.15
		1,154,961.44

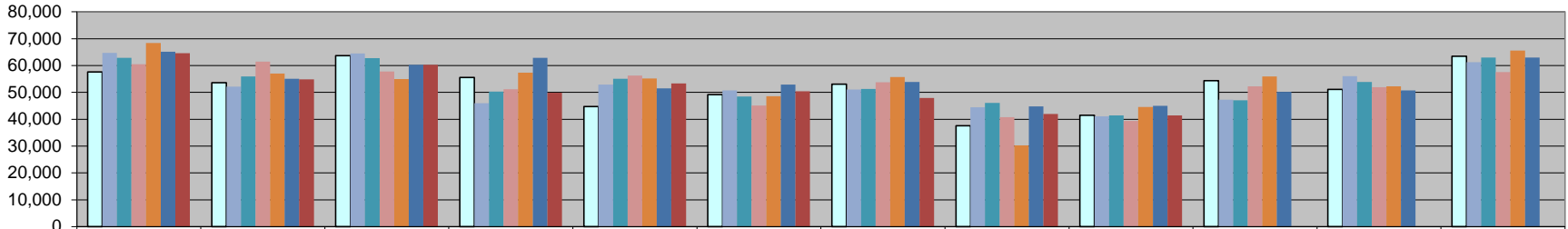
Trustee of Cumberland County	1%	11,549.61
Net To Be Distributed		1,143,411.83

CITY OF CROSSVILLE SPLIT

Check to City of Crossville	\$571,705.91
Check to Cumberland County Board of Education	\$571,705.90

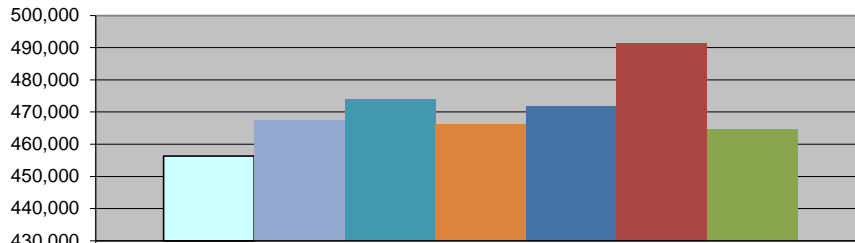
*Totals reported in March , but actually collected in January

Wholesale Beer Tax



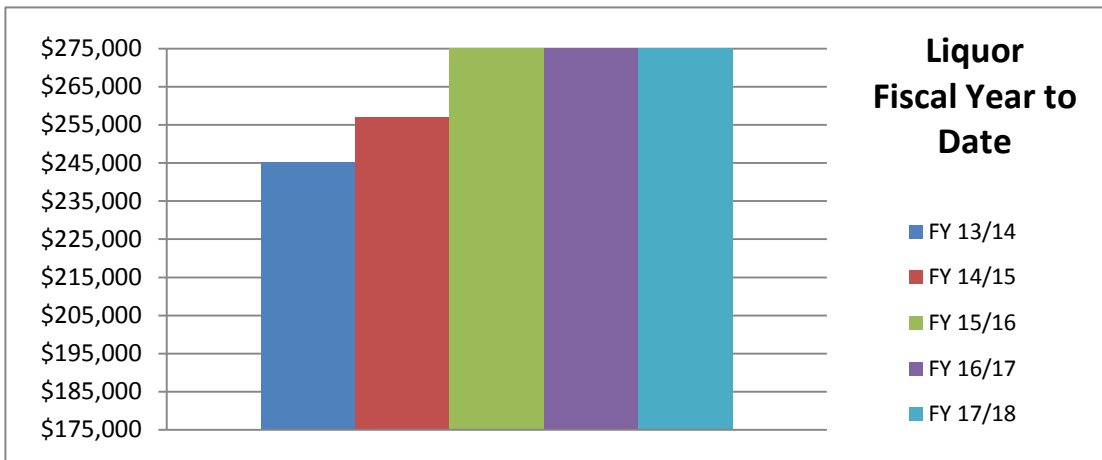
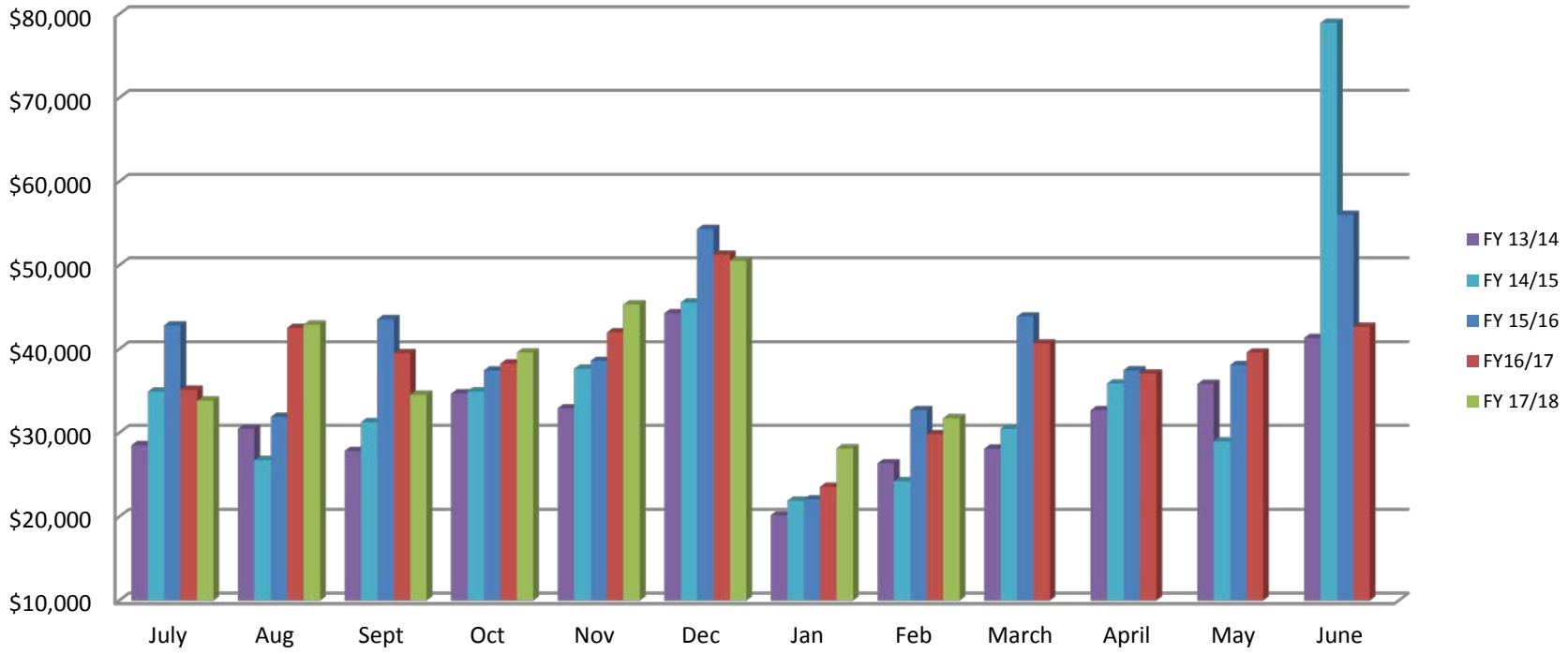
	July	Aug	Sept	Oct	Nov	Dec	Jan	Feb	March	Apr	May	June
FY11/12	57,631	53,580	63,656	55,500	44,752	49,146	53,108	37,520	41,472	54,350	51,163	63,502
FY 12/13	64,729	52,105	64,506	45,926	52,878	50,677	51,080	44,449	41,088	47,243	56,014	61,195
FY 13/14	62,829	55,897	62,720	50,303	55,083	48,463	51,269	46,087	41,399	47,056	53,910	62,991
FY 14/15	60,493	61,507	57,800	51,195	56,278	45,133	53,740	40,764	39,308	52,266	51,887	57,530
FY 15/16	68,355	57,009	54,939	57,328	55,181	48,596	55,690	30,239	44,517	55,910	52,279	65,528
FY16/17	65,097	55,042	60,282	62,877	51,474	52,906	53,833	44,802	44,940	50,184	50,728	63,011
FY 17/18	64,565	54,849	60,282	49,858	53,345	50,387	47,876	41,990	41,453			

Wholesale Beer Tax Revenue



	YTD
FY11/12	456,365
FY 12/13	467,437
FY 13/14	474,051
FY 14/15	466,219
FY 15/16	471,853
FY 16/17	491,252
FY 17/18	464,604

Liquor Income



CROSSVILLE POLICE

Weekly Stats Report

City Manager

March 2018					
	TOTAL		TOTAL		TOTAL
CITATIONS		OFFENSES		ARRESTS	
Ran Stop Sign	2	Runaway	2	DOR/DOS/No DL	12
Speeding	20	Theft of Vehicle Parts	1	Violation of OP	6
Seatbelt Violation	5	Vehicle Theft	4	Domestic Assault	8
No Drivers License	1	Burglary	6	Public Intoxication	6
Ran Traffic Light	1	Vandalism	7	Burglary	2
Failure to Yield	1	Hit & Run	1	Vandalism	2
Violation of Registration	23	Fraud	4	Hit & Run	3
Light Law Violation	15	Forcible Fondling	8	Warrant	36
Illegal Window Tint	3	Theft from Building	6	Theft of Vehicle Parts	1
Insurance Violation	19	Shoplifting	3	Theft from Vehicle	3
Due care	1	Custody Dispute	4	Fraud	3
		Theft All Other	2	Disorderly Conduct	1
		Drug Violation	2	Impersonation	4
		Stalking	1	Drug Violation	12
		Assault	2	Drug Equipmemtn	8
TOTAL	91	TOTAL	53	DUI	7
Speed Warnings	0	WARNINGS	5	TOTAL	114
JUV CITATIONS		JUV ARRESTS		PARKING TICKETS	
Seatbelt Violation	2	Assault	3	TOTAL	0
Insurance Violation	1	Vandalism	1	ACCIDENTS	
		Escape	1	with injury	34
		Intimidation	1	without injury	10
		Unruly Juvenile	2	minor	49
TOTAL	3	TOTAL	8	TOTAL	93

- * 3/6/18 Lt. Tilley, Sgt. Karlsvan and Sgt. Brink attended Stinger Spike Strip Training in Cookeville,
- * 3/8/18 Chief Beaty, Capt. Qualls, Capt. Hargis and SRO's Akins, Tollett and Graham attended the BOE Safety Committee on SRO officers in schools.
- * 3/13/18 Capt. Qualls attended the Early Literacy Council Meeting.
- * 3/16/18 Capt. Qualls attended POST and training officer meeting in Murfreesboro.
- * 3/19/18- 3/31/18 Ptl. Justice and Latoya Cook attended the TIES (NCIC) Training Conference.
- * 3/20/18 Chief Beaty, Capt. Qualls and Capt. Hargis met with Stacy Johnson at TCAT and conducted a walk around and review of school safety plans,
- * 3/22/18-3/23/18 Latoya Cook attended Court Clerk Conference in Murfreesboro.
- * 3/27/18- 3/28/18 Active Shooter training with officers at CCHS.
- * 3/29/18 Ptl. Castleberry graduated from TLETA and was his class president.

CROSSVILLE FIRE DEPARTMENT

Monthly Statistics Report

	A	B	C	D	E	F	G	
1	MONTHLY FIRE REPORT						Mar-18	RCS
2								
3	RESPONSES		INSPECTIONS		Public Education			
4	Structure fires	2			Church Events			
5	Vehicle fires		Construction		Fire Lectures			
6	Vehicle accidents	20	Final		Department Tours			
7	First Responder with transport by CCEMS	113	Complaints		School Events			
8	First Responder without transport	79	Home safety		Static Displays			
9	Hazardous Conditions	1			Extinguisher training			
10	False calls	5			CPR Training			
11	Service calls	4						
12	Brush/trash fires	4						
13	Smoke scare	4	TOTAL					
14	Cooking Fire							
15			Training					
16			Specialized					
17			Seminars					
18			In-service					
19	TOTAL	252			TOTAL			
20			TOTAL					
21	Fire Loss dollar value				Burning Permits	112		
22	Structure fire loss	570,000	Arson Management		issued			
23	Vehicle fire loss		Fire Investigations		OTHER ACTIVITY			
24	other fire loss		Explosives/bomb					
25			Arsons/Suspicious					
26			Arrests		TOTAL	112		
27	TOTAL	570,000	TOTAL					
28	March 2 - Deputy Chief South at Tansi Exchange Club for Fire Safety Presentation.							
29	Firefighters at Home Away From Home reading.							
30	March 5 - 9 - Inservice for Firefighters. March 12 - 15 - Inservice for Firefighters.							
31	March 28 - Fire Dept. at the Police Testing at the Young Marines Building.							
32	March 6 - Chief Turner at Complex for LEPC Meeting.							
33	March 8 - Chief Turner at Deercreek Club House for Fire Safety.							
34	March 20 - Captain Terry Potter was at Cumberland Mental Health for Fire Inspection.							
35	March 27 - Chief Turner attended Good Samaritans Meeting. March 30 - Chief Turner at the Gong Show.							

	CONSUMPTION	Water loss - flushing	Water loss - leaks	Water loss-fire fighting	Total Internal Use	Unaccounted for water	PUMPED WATER	LOSS %
2017								
January	83,687,800	58,879	7,391,568		7,450,447	22,355,353	113,493,600	20%
February	83,480,000	105,600	4,323,834		4,429,434	9,052,566	96,962,000	9%
March	79,536,700	1,351,950	1,371,660	100,000	2,823,610	23,253,990	105,614,300	22%
April	76,775,800	26,783	1,345,596		1,372,379	25,715,821	103,864,000	25%
May	85,100,900	99,772	1,483,561		1,583,333	27,138,067	113,822,300	24%
June	90,267,900	75,354	2,343,306		2,418,660	18,538,440	111,225,000	17%
July	91,853,400	228,601	2,744,082		2,972,683	22,784,217	117,610,300	19%
August	93,523,500	234,809	1,106,208		1,341,017	19,341,384	114,205,900	17%
September	94,805,400	350,039	1,232,926		1,582,965	9,649,635	106,038,000	9%
October	86,593,500	342,257	967,770		1,310,027	21,769,973	109,673,500	20%
November	90,371,300	241,890	1,700,320		1,942,210	12,341,490	104,655,000	12%
December	84,109,700	644,848	2,215,173		2,860,021	21,702,979	108,672,700	20%
TOTAL	1,040,105,900	3,760,781	28,226,005	100,000	32,086,786	233,643,915	1,305,836,600	18%
2018								
January	88,114,500	1,978,358	1,272,890	60,000	3,311,248	40,696,952	132,122,700	31%
February	92,164,600	5,904	3,749,588	65,000	3,820,492	9,054,908	105,040,000	9%
March	80,217,300	34,375	1,929,024	145,000	2,108,399	29,884,501	112,210,200	27%
April								
May								
June								
July								
August								
September								
October								
November								
December								
TOTAL								
6 mos	521,570,900	3,247,632	11,834,765	270,000	15,352,397	135,450,804	672,374,100	20%
12 mos	1,053,897,800	4,262,988	22,090,445	270,000	26,623,433	258,618,367	1,339,139,600	19%

2017-2018 Building Permits

	County	City-Res	City-Comm	City & County Plumbing	Land Disturbance Permits	City & County Mechanical	Sign	House Moving	County Comm	County Fees Paid	City Fees Paid
July	18	3	1	17	1	11	0	0	0	\$15,331.00	\$3,574.50
August	15	19	2	31	7	22	0	0	0	\$14,381.00	\$13,800.00
September	20	3	1	21	6	12	1	0	0	\$16,897.50	\$4,446.50
October	22	11	5	28	4	15	0	1	0	\$19,057.00	\$11,369.00
November	15	13	6	33	3	17	0	0	5	\$24,687.50	\$13,550.50
December	14	2	1	17	2	29	0	0	2	\$16,931.50	\$2,382.00
January	12	6	2	17	1	30	0	0	2	\$12,695.00	\$4,579.50
February	13	4		24	1	9	0	0	2	\$18,468.00	\$3,260.00
March	27	8	2	32	1	22	0	0	3	\$29,961.00	\$6,368.50
April											
May											
June											
Total	156	69	20	220	26	167	1	1	14	\$168,409.50	\$63,330.50

Engineering Projects Report April 5, 2018

Project	Current Status	Dates
127 South Utility Relocation	(No Change)The TDOT bid letting has been placed on hold by the Commissioner of TDOT.	
Safe Routes to Schools Grant	(No Change) We are waiting on the Federal Highway Administration to approve the closing documents for the project. The Construction is complete but the grant is open until FHWA signs off on the completion.	Completion is Forthcoming
Northwest Connector Phase 3	(No Change)The City is moving forward with new appraisals on 16 properties. When the appraisals and review appraisals are complete, we will be ready to acquire property from the owners.	Bid Letting December 2018
Northwest Connector Phase 2	(No Change)TDOT is starting the environmental phase. The City has not been released for acquisition or draft utility relocation design.	Bid Letting December 2018
Downtown Sidewalks	(No Change)This project is on hold until the Transportation Alternatives Program 80/20 grant is approved or denied. The grant award will take place in October of this year.	Award Bid February 2020
Brookhaven Subdivision and Highland Lane Waterline Upgrade	The Engineers are updating the plans all easements have been acquired. Plans will be sent to TDEC for approval in the coming weeks.	Construction Start Spring 2018
Holiday Drive, Lantana Estates and Fairyland Acres Waterline Replacement	Weather has delayed the yard repair by City crews. We hope to finish as soon as the weather permits.	Project Completion Soon
Old Lantana Road, County Seat and Southbend Waterline Replacement	(No Change)Plans are being finalized and a schedule is being developed by the Engineer.	
Bridges for Trails at Meadow Park	(No Change)The Engineering Department is surveying Meadow Creek for a bridge crossing and acquiring permits for the bridges for the Soldiers Beach Trail.	
Quail Hollow Court	City staff has started compiling information required by TDOT and the FAA for the sale of airport property. Once all information is approved by TDOT, we will be ready for the property owners to pay for a TDOT approved appraisal.	
Site Development Grant	A pre-construction meeting has been scheduled for April 26th. The notice to proceed date will be April 30th. The Contractor has 180 days to complete the project.	Project Finished November 2017
2017 Water Treatment Plant Upgrades	The painting work is almost finished at Holiday and the chemical building exterior walls have been erected and the brick is being installed at Meadow Park. The Sludge removal system replacement at the Holiday plant will start in May. A contract time extension is expected because of a delay in drawing approvals.	Construction Complete May 26, 2018
Main Street and Lantana Traffic Signal Replacement	(No Change)The NEPA document has been approved and we are waiting to be released on the next phase.	Bid Award October 2019
Fourth Street and West Avenue Traffic Signal Replacement	We are waiting on the start notification, from TDOT, for the NEPA process.	Bid Award September 2019
Meadow Park Water Filtration Plant Generators Replacement	This project is complete with the exception of final paperwork and payment.	Construction Complete January 2018
Airport Pavement Rehabilitating	City staff and TDOT is negotiating the fee for the engineering.	Construction Start Late Spring 2018
2017 Sewer Rehab	A pre-construction meeting was held in January. The Contractor has a notice to proceed date of March 5 and a completion date of September 1, 2018. The Contractor tried to start the videoing portion of the project in March and there was too much infiltration to perform this task. Other task have not started because of the schedule for pipe delivery.	Construction Complete September 1, 2018
Meadow Park Water Filtration Plant Sewer Project	The Engineers are working on a rough plan and a schedule will be developed shortly after the plan has been created.	Schedule will be forthcoming
Raw Water Study	The Engineer is working on documents for a meeting with TDEC	
2017 Wastewater Treatment Plant Improvements	The City is working on terminating the contract with the current contractor. City staff and the Engineer are gathering quotes on the sludge removal for an emergency purchase. City Staff is also working with the second low bidder on developing a completion price for the remainder of the mechanical work.	Construction Completion May 18
Private Developments		
The Gardens Phase 8 Subdivision Plat 1	(No Change) All utilities are installed and accepted. The road has not been constructed. The developer is lowering a sewer line for installation of storm sewer for the road construction.	
Waverley Place and Tree House Plantations Subdivision	(No Change) Water and sewer plans have been submitted to TDEC.	
Panther Valley Subdivision	The sewer has been accepted along County Garage Road(phase one). The water and sewer in the remainder of the development will be included in phase two. The developer has started the installation of the sewer in phase 2.	
Crossroad Village Subdivision Phase 4	(No Change) Testing is complete on the waterline on Deerfield Drive and the City has accepted the installation. Road and waterline construction has not started on White Tail Run.	
Blackberry Ridge Phase 2	(No Change) All utilities are installed and accepted. Construction of the road has not been completed.	

		<u>PAY</u>	<u>INT</u>	<u>2/28/2018</u>	<u>3/31/2018</u>	<u>MONTHLY</u>
		<u>OUT</u>	<u>RATE</u>	<u>LOAN</u>	<u>LOAN</u>	<u>PRINCIPAL</u>
				<u>BALANCE</u>	<u>BALANCE</u>	<u>PAYMENTS</u>
GENERAL FUND						
LOC- Radio System		Aug 1st	VAR	1066000	\$ 1,066,000	
E-911	11 Yrs	2024	VAR	\$ 426,000	\$ 426,000	
Series A Bonds	25 Yrs	2037	3.18%	\$ 4,065,000	\$ 4,065,000	
Series B Bonds	16 Yrs	2028	2.67%	\$ 2,740,000	\$ 2,740,000	
				\$ -	\$ -	
				<u>\$ 8,297,000</u>	<u>\$ 8,297,000</u>	<u>\$ -</u>

Water & Sewer Fund

23008 TMBF Refund 3 RUD Loans 2014				\$ 3,535,808	\$ 3,535,808	\$ -
23009 SRF 12-116 Downtown Waterline		2035	1.87%	\$ 1,474,611	\$ 1,469,125	\$ 5,486
23010 SRF 2015 I/I		2035	1.61%	\$ 1,676,952	\$ 1,670,806	\$ 6,146
23116 SRF 00-020 MPL Plant (water)		2024	1.77%	\$ 1,847,121	\$ 1,820,951	\$ 26,170
23117 SRF 00-033 SO. Lines (water)		2024	1.47%	\$ 420,344	\$ 415,003	\$ 5,341
23118 SRF 2010 - WWTP (sewer)		2032	2.88%	\$ 1,610,248	\$ 1,585,403	\$ 24,845
23119 SRF 2010 WTR Harvesting		2032	2.83%	\$ 1,797,241	\$ 1,769,709	\$ 27,532
23120 SRF 2010 WWTP (sewer)		2032	2.78%	\$ 350,431	\$ 348,534	\$ 1,897
23122 SRF - DWF 10-105 (water)		2033	2.69%	\$ 491,966	\$ 489,530	\$ 2,436
23240 SRF 01-156 I/I (sewer)		2025	1.47%	\$ 169,742	\$ 167,672	\$ 2,070
23245 2012 Series C Bonds		2032	2.95%	\$ 8,400,000	\$ 8,400,000	\$ -
				\$ -	\$ -	\$ -
				<u>\$ 21,774,464</u>	<u>\$ 21,672,541</u>	<u>\$ 101,923</u>

CATOOSA

23007 TMBF / Refund '05 Bonds		2028	Var	\$ 3,747,350	\$ 3,110,000	\$ -
23008 TMBF Refund 3 RUD Loans 2014				\$ 2,196,192	\$ 2,196,192	\$ -
				<u>\$ 5,943,542</u>	<u>\$ 5,306,192</u>	<u>\$ -</u>

TOTALS (WATER & SEWER FUND)

<u>\$ 27,718,006</u>	<u>\$ 26,978,733</u>	<u>\$ 101,923</u>
----------------------	----------------------	-------------------

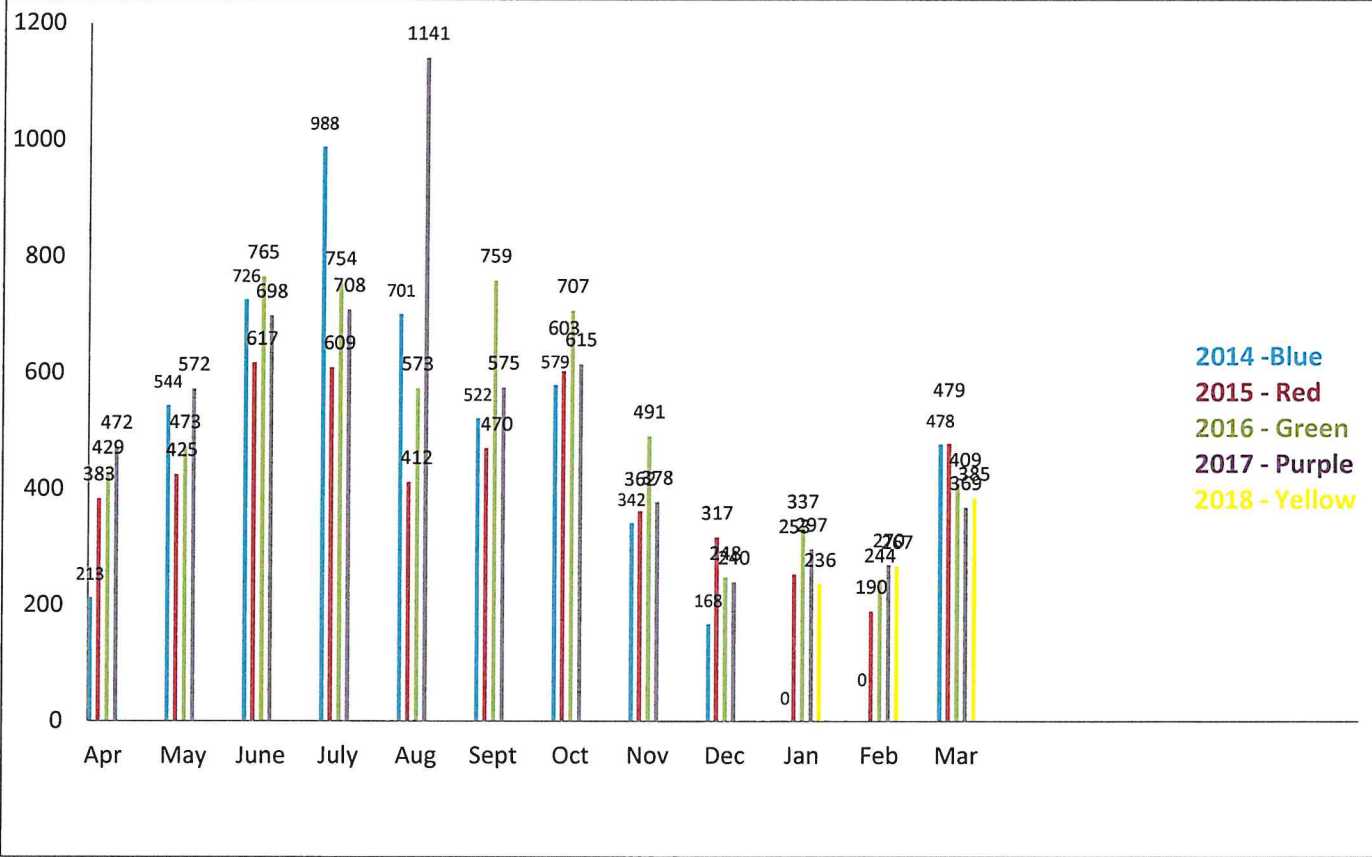
Total City Debt GF & W & S \$ 35,275,733

Grant Agency	Project	ARRA	Amount			%				Money Spent	Money Received	To Be Received	Budget
			Grant	Local	Total								
AWARDED:													
Dept. of Justice	bulletproof vests	No	\$ 35,653.05	\$ 35,653.05	\$ 71,306.10	50/50	on-going		\$ 59,929.42	\$ 28,831.30			
TDOT-Aeronautics	Airport Maintenance 16/17	No	\$ 25,740.00	\$ 25,740.00	\$ 51,480.00	50/50	complete		\$ 26,433.42	\$ 13,215.24			
State-Police	Alcohol Saturation-2016		\$ 20,000.00	\$ -	\$ 20,000.00								
TECD	CoLinX 2016		\$ 1,000,000.00	\$ -	\$ 1,000,000.00				\$ 943,122.66	\$ 943,122.66			
Dept. of Agriculture	Urban Forester		\$ 25,600.00	\$ 25,600.00	\$ 51,200.00								
Dept. of Agriculture	Tree Planting		\$ 5,000	\$ 5,000	\$ 10,000	50/50							
TDOT-Surface Trans	Northwest Connector		\$ 715,799.00	\$ -	\$ 715,799.00				\$ 708,567.83	\$ 555,458.26	\$ 2,036.00		
TML	Safety Partners Grant		\$ 3,000.00	\$ 3,000.00	\$ 6,000.00				\$ 5,800.43		\$ 2,900.22		
THSO	Alcohol Saturation-2017		\$ 15,000.00	\$ -	\$ 15,000.00	90/10							
THSO Alcohol Saturati	Alcohol Saturation-2018	No	\$ 35,000.00	\$ -	\$ 35,000.00	100%							
HIDTA	Drug Task Force Overtime		\$ 18,000.00	\$ -	\$ 18,000.00								
TDEC-LPRF	Garrison Park Redevelopment		\$ 500,000.00	\$ 500,000.00	\$ 1,000,000.00				\$ 85,559.06	\$ 42,779.53			
TDOT-Aeronautics	Airport Maintenance 17/18		\$ 25,740.00	\$ 25,740.00	\$ 51,480.00				\$ 14,406.89	\$ 6,120.97	\$ 1,082.48		
TDOT-Aeronautics	Used Fuel Truck		\$ 17,500.00	\$ 17,500.00	\$ 35,000.00								
TDOT-Aeronautics	Seal/Stripe Runway		\$ 603,513.00	\$ 33,528.00	\$ 670,570.00	Federal Funds \$603,513/State \$33,529			\$ 33,528.00				
TECD	Site Development Grant		\$ 500,000.00	\$ 497,000.00	\$ 997,000.00				\$ 34,000.00	\$ 21,000.00			
TECD	Due Diligence Grant		\$ 4,298.00	\$ -	\$ 4,298.00	100%			\$ 4,311.10		\$ 4,236.64		
TML	Driver Safety Grant		\$ 700.00	\$ 700.00	\$ 1,500.00								
TML-17/18	Property Conservation Grant		\$ 2,200.00	\$ 2,200.00	\$ 4,400.00				\$ 1,392.56	\$ 696.28			
TOTALS			\$ 3,552,743.05	\$ 1,171,661.05	\$ 4,758,033.10								
Completed:													
FEMA/TEMA	Memorial Day Storms-Debris		\$ 15,574.17	\$ 1,262.77	\$ 16,836.94	85/15			\$ 16,836.94	\$ 15,574.17			
TDOT	Transportation Planning	No	\$ 250,000.00	\$ 25,000.00	\$ 275,000.00	90/10							
TECD	3 Star Grant 17-18		\$ 5,000.00	\$ -	\$ 5,000.00	100%	complete		\$ 4,915.50	\$ 4,915.50		110-47210-236	
TDOT-Aeronautics	Corporate Hangar	No	\$ 858,800.00	\$ 45,200.00	\$ 904,000.00	95/5	complete		\$ 783,546.34	\$ 765,296.34			
TDOT-Aeronautics	Corporate Hangar site work	No	\$ 237,500.00	\$ 12,500.00	\$ 250,000.00	95/5	complete		\$ 235,963.20	\$ 232,709.50			
TDOT-Aeronautics	Maintenance 11/12	No	\$ 23,400.00	\$ 23,400.00	\$ 46,800.00	50/50	complete		\$ 16,563.08	\$ 8,281.04	\$ 0.00		
TDOT-Aeronautics	Fuel Farm relocation	No	\$ 85,820.00	\$ 85,820.00	\$ 171,640.00	50/50	complete		\$ 251,893.30	\$ 127,562.91		110-52500-930-008	
TDOT-Aeronautics	Fuel Farm Relocation	No	\$ 22,500.00	\$ 22,500.00	\$ 45,000.00	50/50	complete						
TDOT-Aeronautics	Fuel Farm Relocation	No	\$ 22,000.00	\$ 22,000.00	\$ 44,000.00	50/50	complete						
TDOT-Aeronautics	Fuel Farm Relocation-UST	No	\$ 10,000.00	\$ 10,000.00	\$ 20,000.00	50/50	complete						
TDOT-Aeronautics	Pavement Rehab-UST	No	\$ 44,490.00	\$ 44,490.00	\$ 88,980.00	50/50	complete		\$ 16,720.00				
TN-TDEC	Stormwater	No	\$ 40,000.00		\$ 40,000.00	100%	complete		\$ 35,000.00	\$ 35,000.00	\$ 0.00		
TDOT-Aeronautics	Security Equipment	No	\$ 55,000.00	\$ 5,500.00	\$ 60,500.00	90/10	complete		\$ 35,895.54	\$ 33,392		110-52500-940-002	
TDOT-Aeronautics	T-hangars	No	\$ 1,237,268.00	\$ 137,475.00	\$ 1,374,743.00	90/10	complete		\$ 1,257,392.41	\$ 1,236,235.34		110-52500-930-001	
TDOT-Aeronautics	Pavement Rehab	No	\$ 1,652,310.00	\$ 183,590.00	\$ 1,835,900.00	90/10	complete		\$ 1,940,451.11	\$ 1,929,716.35		110-52500-930-003	
TDOT-Aeronautics	Pavement Rehab	No	\$ 198,000.00	\$ 22,000.00	\$ 220,000.00	90/10	complete						
TDOT-Aeronautics	Taxi lane-t-hangars	No	\$ 192,803.40	\$ 21,422.60	\$ 214,226.00	90/10	complete						
TDOT	Sidewalks	No	\$ 221,040.00	\$ 509,027.00	\$ 730,067.00	Capped	complete		\$ 350,472.42	\$ 221,040.00		110-43100-950-001	
TML	Safety grant	No	\$ 2,000.00	\$ 2,000.00	\$ 4,000.00	50/50	complete		\$ 4,013.18	\$ 2,000			

Grant Agency	Project	ARRA	Amount			%					Money	Money	To Be	Budget
			Grant	Local	Total						Spent	Received	Received	
Dept. of Agriculture	Tree Management Plan	No	\$ 3,000.00	\$ 3,000.00	\$ 6,000.00	50/50	complete			\$ 5,036.66	\$ 2,518			
Dept. of Agriculture	Urban Forester		\$ 32,000.00	\$ 32,000.00	\$ 64,000.00	50/50	complete			\$ 27,161.47	\$ 27,161.47	\$0.00		
TDOT-Aeronautics	Maintenance-12/13	No	\$ 25,740.00	\$ 25,740.00	\$ 51,480.00	50/50	complete			\$ 39,355.23	\$ 19,677.63		311-41920-930-003	
FastTrack	CoLinX	No	\$ 707,500.00	\$ 354,646.00	\$ 1,062,146.00		complete			\$ 1,858,869.56	\$ 1,839,519.28			
State-Police	Patrol vehicle	No	\$ 15,000.00	\$ 5,000.00	\$ 20,000.00		complete			\$ 24,988.00	\$ 15,000			
TML	2013 Safety Grant	No	\$ 2,000.00	\$ 2,000.00	\$ 4,000.00	50/50	complete			\$ 3,988.92	\$ 1,994.46		110-52500-930-011	
TDOT-Aeronautics	Taxiway Extension	No	\$ 92,150.00	\$ 4,850.00	\$ 97,000.00	95/5	Local share paid by Grindstaff Avia			\$ 108,865.00	\$ 108,865.00		110-5200-930-002	
TDOT-Aeronautics	Runway/Taxiway Lighting	No	\$ 475,000.00	\$ 25,000.00	\$ 500,000.00	95/5				\$ 295,294.77	\$ 295,294.77			
TDOT-Aeronautics	Taxiway Extension	No	\$ 12,350.00	\$ 650.00	\$ 13,000.00	95/5	Local share paid by Grindstaff Aviation							
EDA	Downtown project	No	\$ 1,000,000.00	\$ 1,000,000.00	\$ 2,000,000.00	50/50				\$ 29,500.00	\$ 14,750			
TDOT-TEA 21	downtown project	No	\$ 1,067,974.00	\$ 266,994.00	\$ 1,334,968.00									
TN-TDEC	Stormwater	No	\$ 31,600.00	\$ -	\$ 31,600.00	100%				\$ 28,100.00	\$ 28,100.00			
State-Police	Network Coord-2013	No	\$ 15,020.00	\$ -	\$ 15,020.00	100%								
State-Police	High Visibility-2013	No	\$ 5,000.00	\$ -	\$ 5,000.00	100%								
State-Police	Alcohol Saturation-2013	No	\$ 25,000.00	\$ -	\$ 25,000.00	100%						\$0.00	413-41990-767	
THWI-TTU	Stormwater	No	\$ 98,540.00	\$ 45,000.00	\$ 143,540.00					\$ 127,442.00	\$ 98,540.00			
TDOT-Aeronautics	Maintenance 13/14	No	\$ 25,740.00	\$ 25,740.00	\$ 51,480.00	50/50	complete			\$ 18,719.36	\$ 9,359.73			
TDOT-Aeronautics	Maintenance 14/15	No	\$ 25,740.00	\$ 25,740.00	\$ 51,480.00	50/50	complete			\$ 32,144.08	\$ 16,072.04			
3 State-Police	Network Coord-2014	No	\$ 19,420.00		\$ 19,420.00	100%	complete							
4 State-Police	High Visibility-2014	No	\$ 5,000.00		\$ 5,000.00	100%	complete							
5 State-Police	Alcohol Saturation-2014	No	\$ 27,900.00		\$ 27,900.00	100%	complete							
6 State-Police	Young Driver-2014	No	\$ 19,535.00	\$ -	\$ 19,535.00	100%	complete							
7 TDOT	SIA-Cox Ave (CoLinX)	No	\$ 592,377.00	\$ -	\$ 592,377.00									
8 TDOT-Aeronautics	Tree Clearing	No	\$ 125,875.00	\$ 6,625.00	\$ 132,500.00	95/5	complete			\$ 94,110.29	\$ 94,110.29	\$0.00		
9 Dept. of Justice	Patrol vehicle	No	\$ 11,211.00	\$ -	\$ 11,211.00		complete			\$ 27,580.00	\$ 11,211.00	\$0.00		
10 TML	2014 Safety Grant	No	\$ 2,000.00	\$ 2,000.00	\$ 4,000.00	50/50	complete			\$ 4,594.83	\$ 2,000.00			
	TML-16/17		\$ 2,720.00	\$ 2,720.00	\$ 5,440.00		complete			\$ 5,430.63	\$ 2,715.31			
	TDOT-Aeronautics	Maintenance 15/16	No	\$ 25,740.00	\$ 25,740.00	\$ 51,480.00	50/50			\$ 25,740.00	\$ 25,740.00			
State	State-Police	Alcohol Saturation-2015	No	\$ 25,300.00	\$ -	\$ 25,300.00	complete							
State	State-Police	High Visibility-2015	No	\$ 5,000.00	\$ -	\$ 5,000.00	complete							
State	State-Police	Young Driver-2015	No	\$ 17,000.00	\$ -	\$ 17,000.00	complete							
Dept.	Dept. of Justice	SWAT equipment	No	\$ 10,400.00	\$ 568.00	\$ 10,968.00	complete			\$ 10,403.41	\$ 10,400.00			
FEMA	FEMA/TEMA	Ice Storm 2015-debris removal		\$ 159,715.14	\$ 12,918.23	\$ 148,449.60	complete			\$ 157,764.60	\$ 157,764.60			
FEMA	FEMA/TEMA	Ice Storm-2015-Parks		\$ 6,437.45	\$ 804.68	\$ 6,437.45	complete				\$ 4,586.69			
FEMA	FEMA/TEMA	Ice Storm 2015-fire/police		\$ 19,881.18	\$ 2,840.17	\$ 22,721.34	complete				\$ 16,188.96			

Complete TN Downtown program	n/a	n/a	contract signed	n/a	banners being reviewed	n/a	Summit Planning	Summit 2/22/2018	n/a			
Workforce development												
Develop industrial readiness training	n/a	n/a	n/a	n/a	n/a	n/a	n/a	n/a	n/a			
# students receiving readiness certificate	n/a	n/a	n/a	n/a	n/a	n/a	n/a	n/a	n/a			
Workforce/Education summit	n/a	n/a	n/a	n/a	n/a	n/a	n/a	n/a	n/a			
Day care taskforce	0	0	2 meetings	0	0	0	0	0	1 meeting			
Other indicators												
Chamber membership	431	435	437	423	425	428	401	411	413			

** If more information is required regarding site visits or the details of the RFI submitted - please contact the Chamber directly.



New Water Meter Counts
Mar-18

State	City	Catoosa	Crab Orchard	South Cumb.	West Cumb.	State Totals
AL			1			1
AK						0
AR						0
AZ						0
CA			2			2
CO	1		1			2
CT	1		1			2
D.C.						0
DE						0
FL	4		4	1		9
GA		2	3			5
HI						0
IA						0
ID						0
IL		1	1	1		3
IN						0
KS				1		1
KY	1	1	3	1		6
LA	1					1
MA						0
MD			2			2
ME						0
MI	1	1				2
MN						0
MO	1					1
MS						0
MT						0
NC		1				1
ND						0
NE						0
NH						0
NJ						0
NM						0
NV				1		1
NY			3			3
OH						0
OK						0
OR						0
PA	1			1		2
RI						0
SC						0
SD						0
TN	3	6	5	10		24
TX		1	1			2
UT						0
VA			1			1
VT						0
WA	1					1
WI						0
WV		1				1
WY						0
Other Country						0
Totals	15	14	28	16	0	73

NOTE: Tennessee Meter Counts reflect those outside of Cumberland County