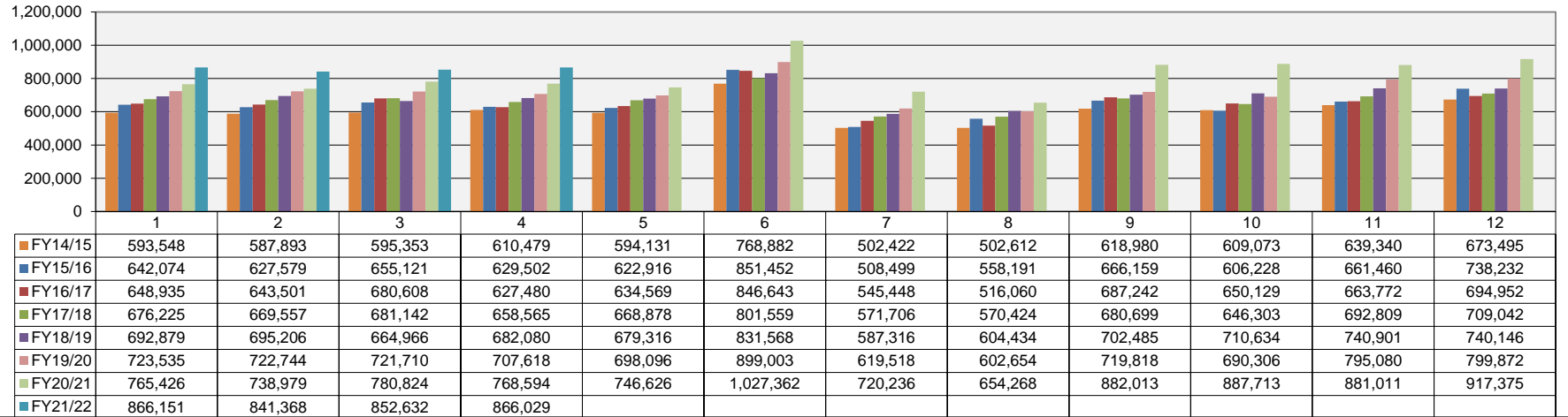
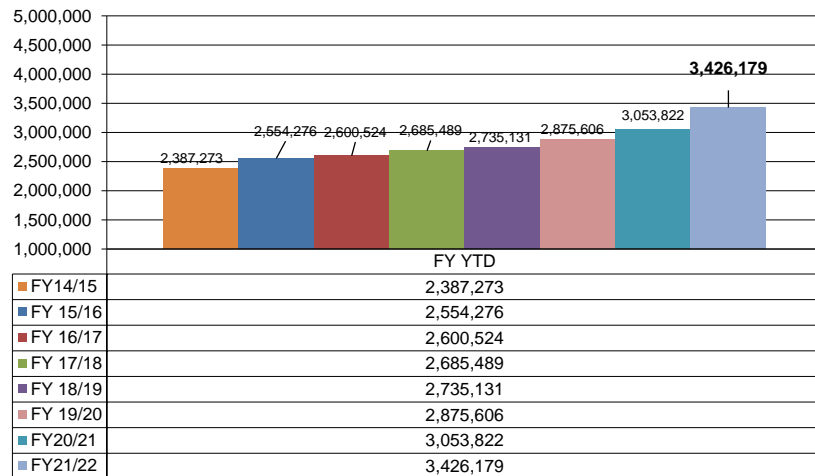


### Sales Tax



### Sales Tax Revenue Year-to-Date



### \*COLLECTIONS IN THE CITY OF CROSSVILLE

State of TN Cost of Administration	1.125%	\$ 19,902.71
Net Collections (sent to Trustee's office)		\$ 1,749,226.81

Local Option Out of State Distribution		\$ 322.86
--	--	-----------

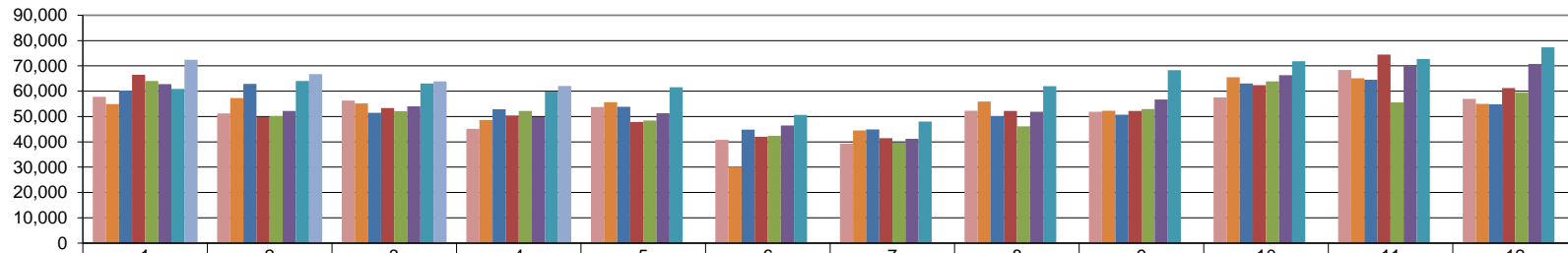
Trustee of Cumberland County	1%	\$ 17,492.27
Net To Be Distributed		\$ 1,732,057.40

### CITY OF CROSSVILLE SPLIT

Check to City of Crossville	\$ 866,028.70
Check to Cumberland County Board of Education	\$ 866,028.70

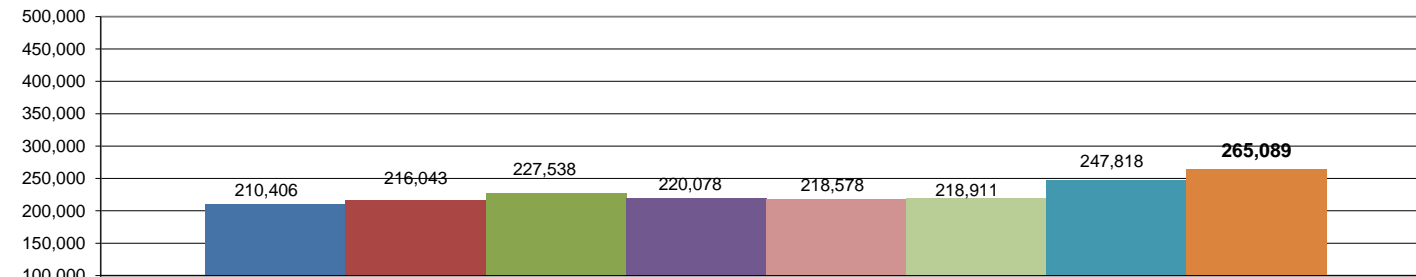
\*Totals reported in December, but actually collected in October

### Wholesale Beer Tax



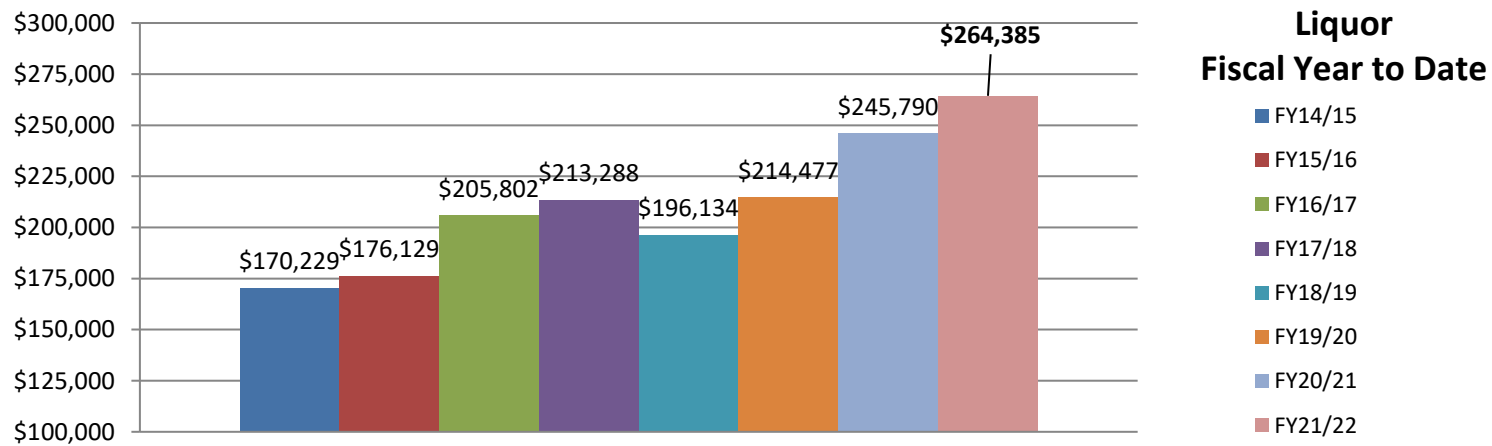
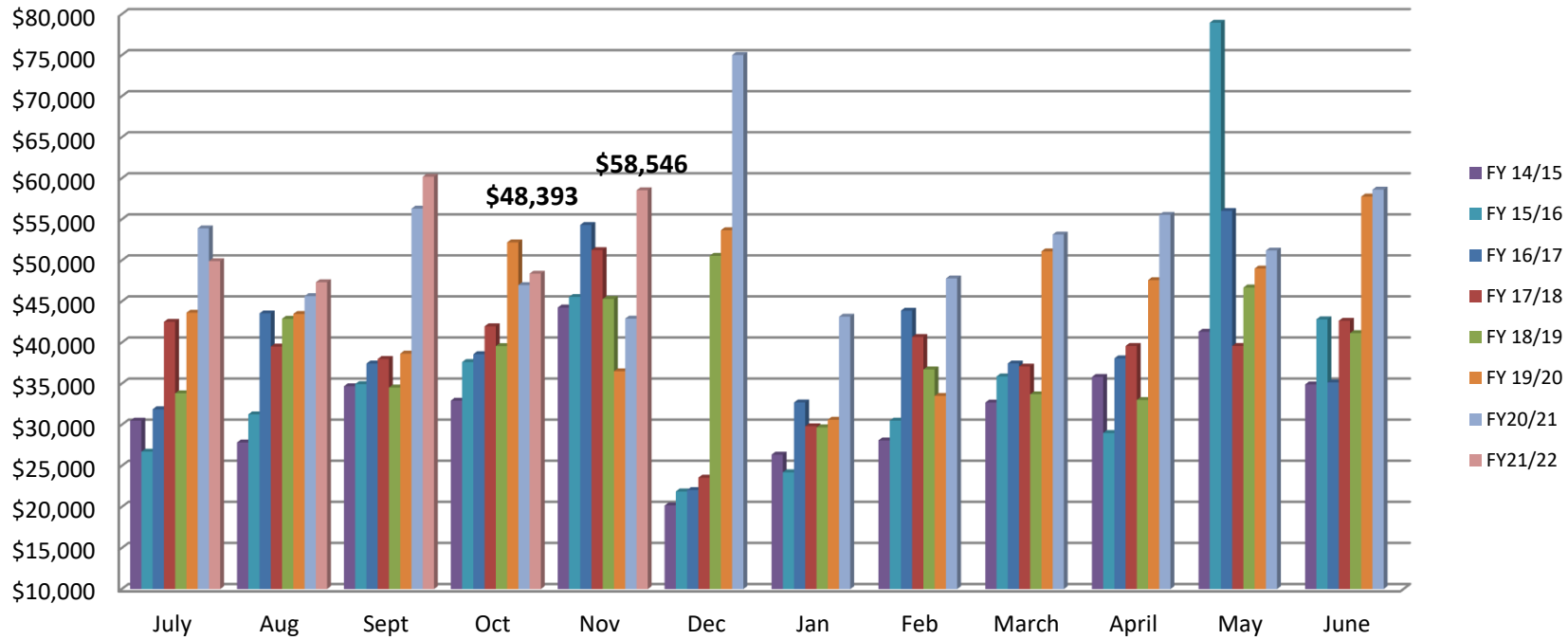
FY14/15	57,800	51,195	56,278	45,133	53,740	40,764	39,308	52,266	51,887	57,530	68,355	57,009
FY15/16	54,939	57,328	55,181	48,596	55,690	30,239	44,517	55,910	52,279	65,528	65,097	55,042
FY16/17	60,282	62,877	51,474	52,906	53,833	44,802	44,940	50,184	50,728	63,011	64,565	54,849
FY17/18	66,488	49,858	53,345	50,387	47,876	41,990	41,453	52,248	52,251	62,422	74,463	61,278
FY18/19	64,053	50,161	52,165	52,199	48,430	42,358	39,651	46,167	52,963	63,881	55,577	59,418
FY19/20	62,827	52,249	54,046	49,788	51,283	46,487	41,202	51,919	56,731	66,366	69,966	70,772
FY20/21	60,878	64,066	63,062	59,813	61,609	50,680	48,047	61,971	68,311	71,864	72,778	77,377
FY21/22	72,388	66,750	63,848	62,103								

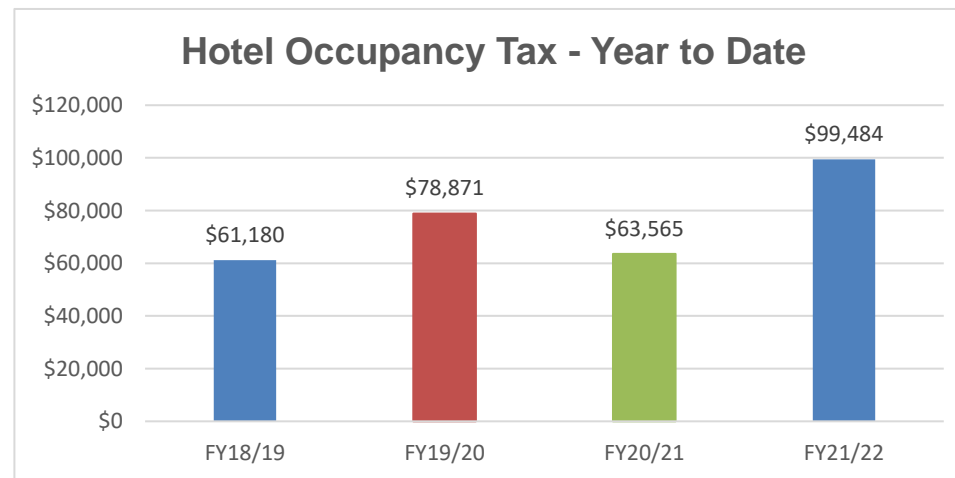
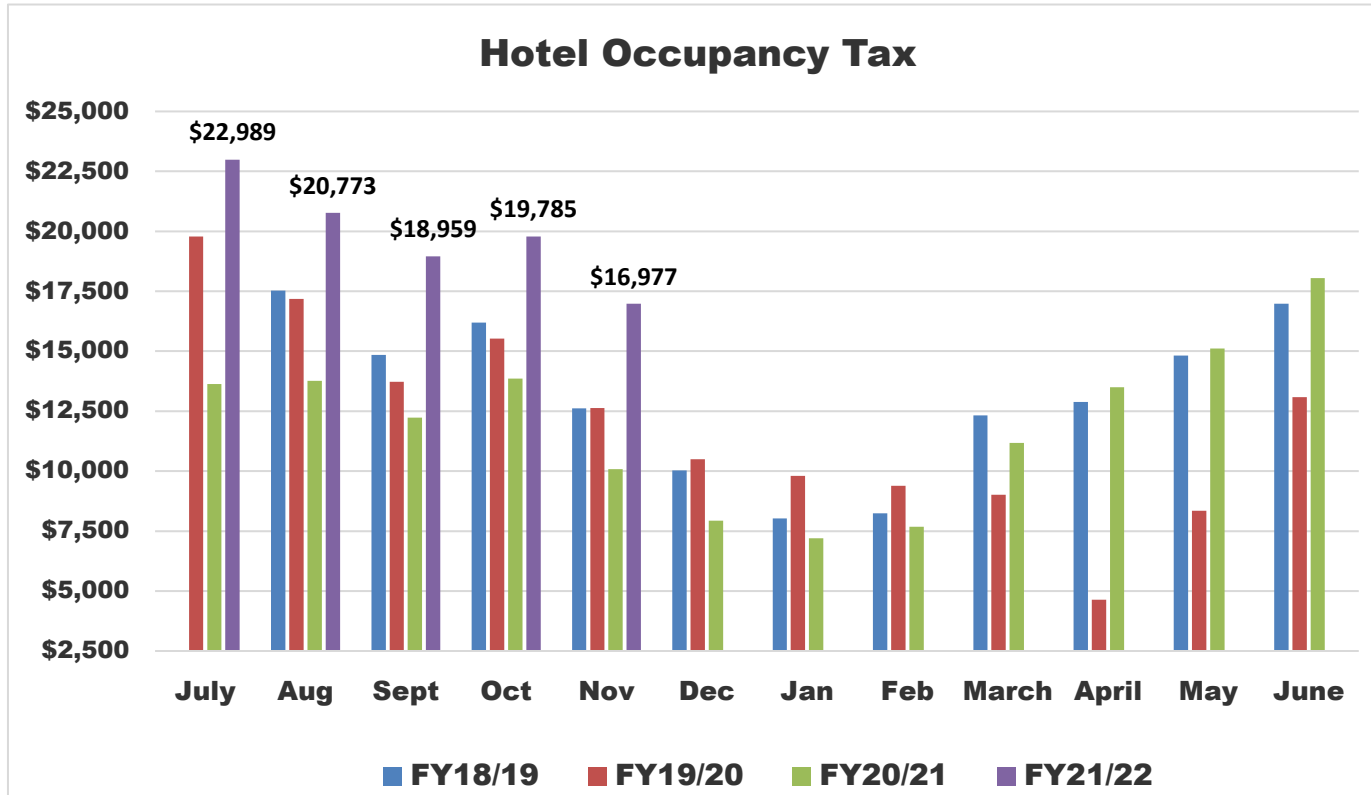
### Wholesale Beer Tax Revenue Year To Date



	Fiscal Year to Date
FY 14/15	210,406
FY 15/16	216,043
FY 16/17	227,538
FY 17/18	220,078
FY 18/19	218,578
FY 19/20	218,911
FY20/21	247,818
FY21/22	265,089

## Liquor Income







# CROSSVILLE POLICE DEPARTMENT

## STAT COMPARISONS

**DEC 2021 TOTAL CALLS - 2,441**

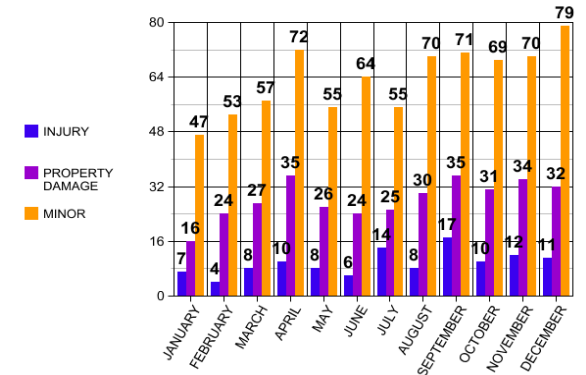
**NOV 3,408 YEAR TO DATE - 26,893**

## SPECIAL EVENTS

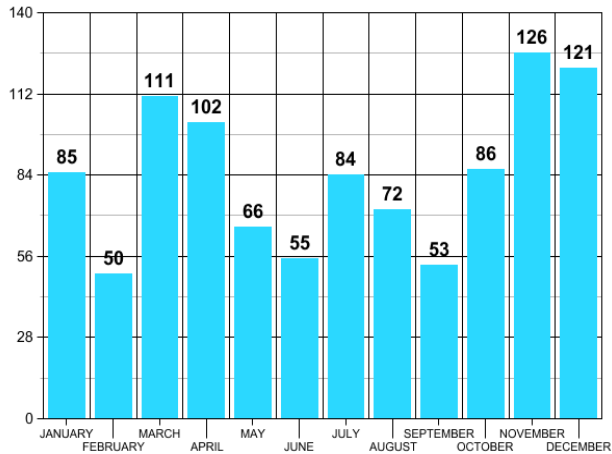
**FRIDAY AT CROSSROADS**

**CHRISTMAS PARADE**

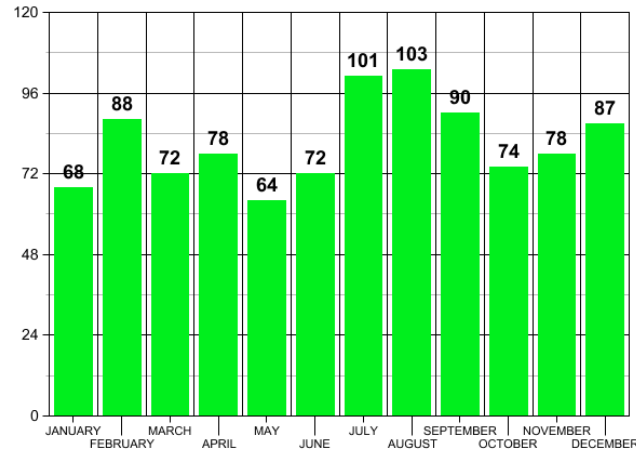
TOTAL MONTHLY ACCIDENTS



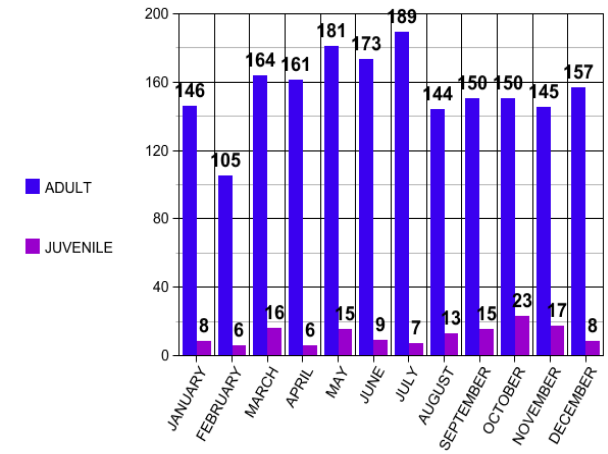
TOTAL MONTHLY CITATIONS



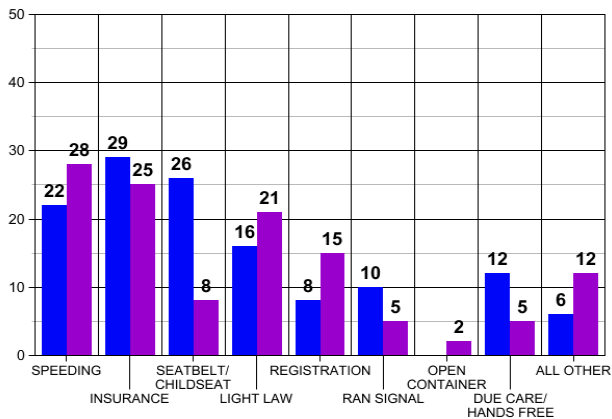
TOTAL MONTHLY OFFENSES



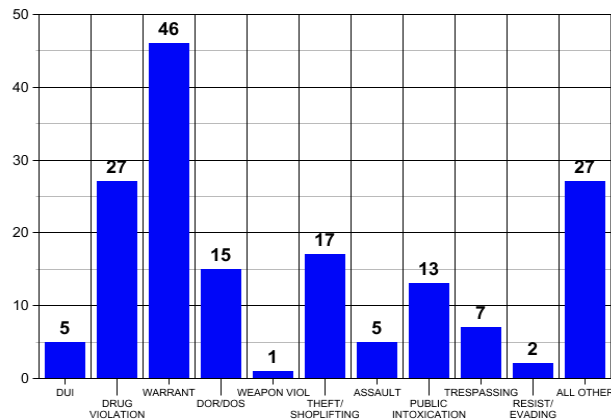
TOTAL MONTHLY ARREST



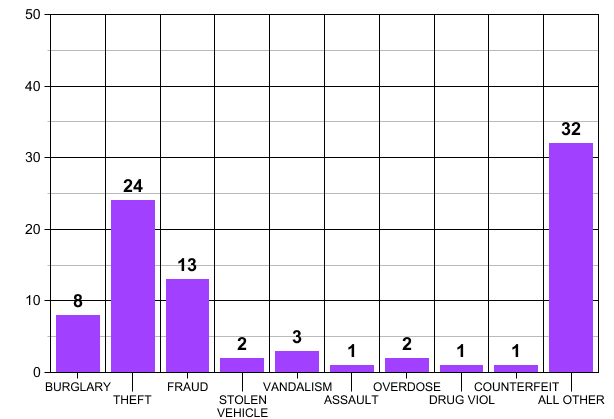
PREVIOUS MONTH CITATION COMPARISON



ARREST BY CATEGORY



OFFENSE BY CATEGORY



Monthly Stats  
December 2021

CITATIONS		OFFENSES		ARRESTS	
Ran Stop Sign	4	Burglary	8	Burglary	1
Speeding	27	Theft from Building	4	Violation bond/OP	2
Seat belt Violation	8	Theft from Vehicle	6	Theft from Vehicle	4
Illegal Turn	1	Theft of Vehicle Parts	2	Violation implied consent	1
No DL	3	Theft All Other	3	Fraud	3
Ran Traffic Light	1	Fraud	13	Hit & Run	5
Failure to Yield	2	Domestic Assault	1	Shoplifting	13
Registration Violation	15	Shoplifting	9	Registration Violation	1
Light Law Violation	20	Harassment	1	Domestic Assault	4
Window Tint Violation	2	Violation Bond/OP	1	Reckless Driving	1
Violation of Muffler Law	2	Lost property	1	Drug Violation	14
Insurance Violation	24	Death	7	Drug Equipment	10
Improper Use of Lane	1	Intimidation	1	Weapons Law Violation	1
Bumper Law Violation	1	Drug Violation	1	Criminal Impersonation	1
Open Container Viol.	2	Vehicle Theft	2	Vandalism	1
Texting while Driving	4	Counterfeit	1	DUI	5
Hands Free School Zone	1	Vandalism	3	Bribery	1
		Overdose	2	Resisting/Evading Arrest	2
		Hit & Run	1	DOR/DOS/ No DL	15
		Forgery	1	Public Intoxication	13
		Criminal Impersonation	1	Criminal Trespass	7
		Custody Dispute	1	Obstruction	1
		Property Damage	12	False Imprisonment	1
		DUI	1	Harassment	1
		Robbery	2	Prevention of 911 Calls	1
		Identity Theft	1	Reckless Endangerment	2
		Bad Check	1	Warrant	46
TOTAL	118	TOTAL	87	TOTAL	157
SPEED WARNINGS	0	JUVENILE ARRESTS		TOTAL CALLS	2441
WARNINGS	1	Assault	1	ANIMAL CONTROL CALLS	22
JUVENILE CITATIONS		Drug Violation	2	ACCIDENTS	
Speeding	1	Drug Equipment	1	Fatality	0
Insurance Violation	1	Underage Consumption	1	With Injury	11
Light Law Violation	1	False report	1	Without Injury	32
		Disorderly Conduct	2	Minor	79
TOTAL	3	TOTAL	8	TOTAL	122

- \* Provided traffic and crowd control for Friday at the Crossroads on December 3rd.
- \* Provided traffic and crowd control from the Christmas Parade on December 11th.
- \* Hosted K9 training for other Law Enforcement Agencies on December 13th and 14th.

# Crossville Fire Dept.

Crossville, TN

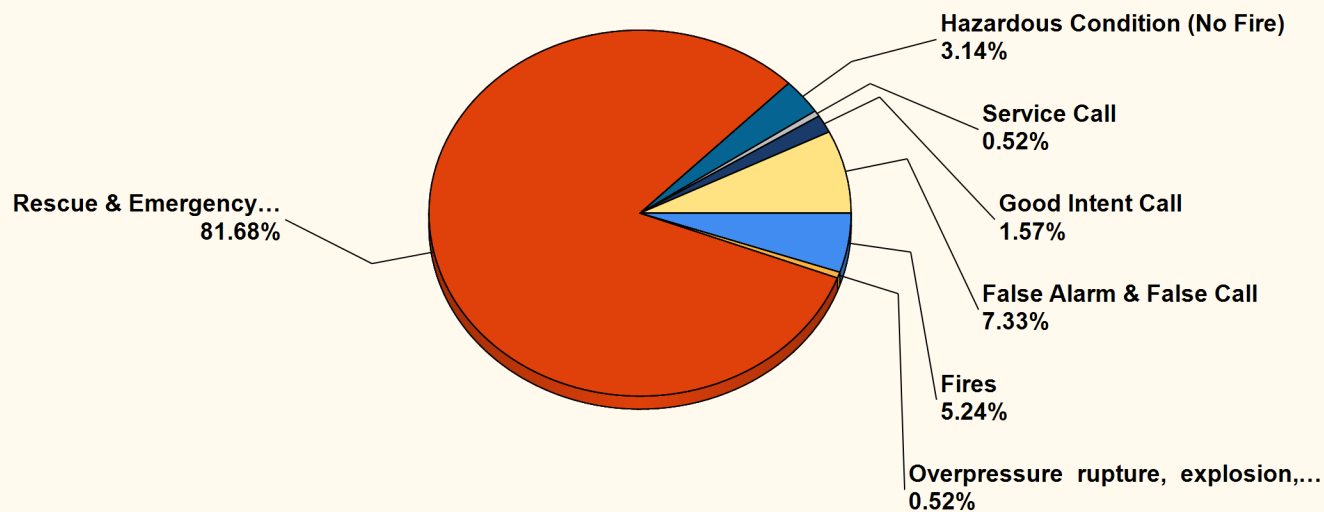
This report was generated on 1/3/2022 8:31:00 AM

CROSSVILLE



## Breakdown by Major Incident Types for Date Range

Zone(s): All Zones | Start Date: 12/01/2021 | End Date: 12/31/2021



MAJOR INCIDENT TYPE	# INCIDENTS	% of TOTAL
Fires	10	5.24%
Overpressure rupture, explosion, overheating - no fire	1	0.52%
Rescue & Emergency Medical Service	156	81.68%
Hazardous Condition (No Fire)	6	3.14%
Service Call	1	0.52%
Good Intent Call	3	1.57%
False Alarm & False Call	14	7.33%
<b>TOTAL</b>	<b>191</b>	<b>100%</b>

Only REVIEWED and/or LOCKED IMPORTED incidents are included. Summary results for a major incident type are not displayed if the count is zero.



emergencyreporting.com  
Doc Id: 553  
Page # 1 of 2

### Detailed Breakdown by Incident Type

INCIDENT TYPE	# INCIDENTS	% of TOTAL
111 - Building fire	4	2.09%
131 - Passenger vehicle fire	4	2.09%
151 - Outside rubbish, trash or waste fire	1	0.52%
154 - Dumpster or other outside trash receptacle fire	1	0.52%
251 - Excessive heat, scorch burns with no ignition	1	0.52%
311 - Medical assist, assist EMS crew	1	0.52%
321 - EMS call, excluding vehicle accident with injury	136	71.2%
322 - Motor vehicle accident with injuries	15	7.85%
323 - Motor vehicle/pedestrian accident (MV Ped)	1	0.52%
324 - Motor vehicle accident with no injuries.	3	1.57%
411 - Gasoline or other flammable liquid spill	1	0.52%
412 - Gas leak (natural gas or LPG)	2	1.05%
424 - Carbon monoxide incident	1	0.52%
441 - Heat from short circuit (wiring), defective/worn	1	0.52%
443 - Breakdown of light ballast	1	0.52%
561 - Unauthorized burning	1	0.52%
600 - Good intent call, other	1	0.52%
651 - Smoke scare, odor of smoke	2	1.05%
700 - False alarm or false call, other	1	0.52%
730 - System malfunction, other	1	0.52%
735 - Alarm system sounded due to malfunction	3	1.57%
740 - Unintentional transmission of alarm, other	2	1.05%
743 - Smoke detector activation, no fire - unintentional	1	0.52%
744 - Detector activation, no fire - unintentional	1	0.52%
745 - Alarm system activation, no fire - unintentional	4	2.09%
746 - Carbon monoxide detector activation, no CO	1	0.52%
<b>TOTAL INCIDENTS:</b>	<b>191</b>	<b>100%</b>

### December 2021 Burn Permits Issued

181

*Jennifer Hall*

Only REVIEWED and/or LOCKED IMPORTED incidents are included. Summary results for a major incident type are not displayed if the count is zero.





# Crossville Fire Dept.

Crossville, TN

This report was generated on 1/3/2022 8:27:07 AM

CROSSVILLE



## Daily Log Items per Activity Code for Date Range with Personnel

Activity Codes: MD1- Assist Other Agencies - MD1 assisting other agencies, MD1-Advanced Treatment - MD1 Advanced Treatment/Availability, MD1-Medical Direction and QA - MD1-Medical Direction, Instruction and Quality Assurance, MD1-Other activity - MD1-other activity-description in Notes, MD1-Safety and Rehab - MD1 Safety Officer and Rehab Management and 1 more | Start Date: 12/01/2021 | End Date: 12/31/2021

## MD1-Triage - MD1 Treatment, Triage, Disposition Determination

START DATE	END DATE	DURATION (hh:mm)	STATION	APPARATUS	PERSONNEL	NOTES
12/10/2021 18:15:00	12/10/2021 18:30:00	0:15	ST1 - CFD Station 1		Fox, Mark A	Reported KSW , subject on sidewalk. Evaluate /assist
12/15/2021 15:15:00	12/15/2021 16:00:00	0:45	ST1 - CFD Station 1		Fox, Mark A	Structure fire Genesis Rd. All personnel safe. Left this scene, responded to Pinewood Drive. Laceration to wrist. Bleeding controlled. Evaluated. Recommended suture closure at ED.
12/28/2021 16:54:00	12/28/2021 17:06:00	0:12	ST1 - CFD Station 1		Fox, Mark A	Unresponsive. Dollar General. Possible drug OD
						<b>Total Items: 3</b>
						<b>Grand Total Items: 3</b>

Displays all Daily Log Items with personnel list for DATE RANGE and ACTIVITY CODE, grouped by Activity Code



emergencyreporting.com  
Doc Id: 1668  
Page # 1 of 1

Water Loss Report

	Consumption	Water loss - flushing	Water loss - leaks	Water loss-fire fighting	Total Internal Use	Unaccounted-for Water	Pumped Water	LOSS %
2018								
January	88,114,500	1,978,358	1,272,890	60,000	3,311,248	40,696,952	132,122,700	31%
February	92,164,600	5,904	3,749,588	65,000	3,820,492	9,054,908	105,040,000	9%
March	80,217,300	34,375	1,929,024	145,000	2,108,399	29,884,501	112,210,200	27%
April	80,489,000	86,729	1,233,996	2,000	1,322,425	26,231,575	108,043,000	24%
May	83,464,600	681,483	429,676		1,111,159	33,736,841	118,312,600	29%
June	93,994,400	152,880	2,693,928		2,846,808	16,951,792	113,793,000	15%
July	92,933,800	461,753	1,124,995		1,586,748	27,013,152	121,533,700	22%
August	94,724,300	47,115	11,949,329	2,000	11,998,444	23,857,600	118,581,900	20%
September	103,519,000	423,299	1,487,856	5,100	1,916,255	5,352,745	110,788,000	5%
October	87,432,600	541,673	2,244,551	2,600	2,788,824	23,625,476	113,846,900	21%
November	90,719,700	58,772	2,161,156		2,219,928	16,188,372	109,128,000	15%
December	85,827,100	141,659	2,230,374	4,500	2,376,533	26,819,267	115,022,900	15%
2019								
January	78,615,200	45,193	1,231,332		1,276,525	37,433,475	117,325,200	32%
February	83,850,700	120,407	3,630,186		3,750,593	25,387,707	112,989,000	22%
March	79,635,900	117,534	2,566,872		2,684,226	40,751,574	123,071,700	33%
April	84,372,600	240,891	2,674,092	7,100	2,922,083	31,045,317	118,340,000	26%
May	85,946,000	163,822	4,683,636	109,500	4,956,958	45,210,942	136,113,900	33%
June	96,622,200	98,995	7,626,119	30,000	7,755,114	17,662,086	122,039,400	14%
July	104,717,400	117,626	2,750,076	4,400	2,867,702	19,618,398	127,203,500	15%
August	101,985,200	263,684	4,797,924	20,100	5,081,708	22,690,792	129,757,700	17%
September	104,149,900	222,064	3,880,278	7,300	4,109,642	16,773,458	125,033,000	13%
October	107,018,600	460,042	9,481,866	4,600	9,946,508	10,778,662	127,743,770	8%
November	102,271,900	391,315	4,385,586	9,300	4,786,201	14,637,899	121,696,000	12%
December	96,686,300	5,058	2,837,604	950	2,843,612	25,236,088	124,766,000	20%
2020								
January	95,899,500	6,628	823,986	2,450	833,064	29,235,836	125,968,400	23%
February	90,749,900	551,076	604,800		1,155,876	32,725,224	124,631,000	26%
March	84,635,300	60,841	1,827,840	300	1,888,981	47,772,019	134,296,300	36%
April	92,557,600	133,183	2,583,380	11,800	2,728,363	32,148,037	127,434,000	25%
May	92,340,000	212,101	385,560	17,665	615,326	44,614,374	137,569,700	32%
June	85,846,200	74,274	10,704,500	25,100	10,803,874	68,372,926	165,023,000	41%
July	115,477,600	446,221	1,120,603	6,800	1,573,624	28,362,876	145,414,100	20%
August	109,086,400	513,221	1,932,348	2,500	2,448,069	28,871,931	140,406,400	21%
September	100,754,500	252,799	4,889,306	2,800	5,144,905	27,742,595	133,642,000	21%
October	103,217,700	443,299	2,383,288		2,826,587	27,526,313	133,570,600	21%
November	97,787,500	341,529	4,613,397	7,200	4,962,666	27,857,934	130,608,100	21%
December	103,603,600	2,701,131	11,389,734	4,900	14,095,765	12,724,235	130,423,600	10%
2021								
January	93,463,400	22,070	7,649,781	5,800	7,677,651	27,692,849	128,833,900	21%
February	94,206,800	78,088	2,356,689		2,434,777	20,589,923	117,231,500	18%
March	94,540,400	40,343	3,181,332	50,000	3,271,675	27,561,625	125,373,700	22%
April	86,949,700	133,423	1,802,149	9,000	1,944,572	25,838,128	114,732,400	23%
May	101,064,800	44,602	11,929,620	5,730	11,979,952	14,773,648	127,818,400	12%
June	112,233,100	471,537	4,288,911	3,200	4,763,648	8,284,552	125,281,300	7%
July	107,026,900	111,999	2,235,582	15,500	2,363,081	13,768,719	123,158,700	11%
August	103,218,000	671,324	3,817,170	120,300	4,608,794	17,637,706	125,464,500	14%
September	115,996,500	119,932	3,178,193	725	724,475	1,888,425	118,609,400	2%
October	104,282,500	56,059	3,100,908	3,100	3,160,067	9,959,133	117,401,700	8%
November	103,687,800	125,744	2,893,068	15,200	3,034,012	2,342,088	109,063,900	2%
December	99,522,100	170,214	2,088,450	21,150	2,279,814	5,623,866	107,425,800	5%
TOTAL:								
6 mos	633,733,800	1,255,272	17,313,371	175,975	16,170,243	51,219,937	701,124,000	7%
12 mos	1,216,192,000	2,045,335	48,521,853	249,705	48,242,518	175,960,662	1,440,395,200	12%

# Utility Maintenance

## Dec-21 Monthly Report

<b><u>Locations:</u></b>	329
<b><u>Backflows Tested:</u></b>	11
<b><u>Grinder Pumps Sold:</u></b>	4
<b><u>Preliminary Inspections:</u></b>	3
<b><u>Final Inspections:</u></b>	3
<b><u>Replacement Pumps</u></b>	1
<b><u>Grinder Pumps Repairs</u></b>	26
<b><u>Meter:</u></b>	
Turn-Ons	30
Turn-Offs	18
Occupant Changes	74
Reinstates	33
Checks, Replacement, Repair	112
Water Taps	17
Main Line Leaks	3
Service Repairs	11
<b><u>Total Water Loss:</u></b>	1,303,474.5 gals.
<b><u>Sewer Taps</u></b>	12
<b><u>Sewer Line Repairs</u></b>	2
<b><u>Graves</u></b>	9
<b><u>Pipe Installed</u></b>	
	319' of 3/4" copper
	16' of 6" PVC
	8' of 4" PVC
	2' of 1" copper
	3' of 2" PVC

### Monthly Summary

Replaced approximately 54 - 3/4", 1 - 1", 1 - 4"  
water meters due to meter or AMR malfunctioning  
Read meters, Did service orders and customer complaints  
Worked on and/or replaced malfunctioning meter ERTs - 60W's, 80WI's

Grinder pump preventative maintenance, 68 cleaned/checked

Tested 11 backflows devices

Found & raised man-hole by Blueberry Ridge area on Genesis Rd.

Yard & Road repairs due to leaks and line installs

Removed bad hydrant and installed new one at intersection of Wild Plum Dr. & Dunrovin Dr.

Repaired 6" water line and removed bypass water line for Northside Dr. for Bojangles Project

Had to move a 10" WL cap & remove a hydrant on Interstate Dr. for an entrance for Buc-ee's

Fire hydrant testing & maintenance - painting, etc.

**Water main leaks repaired:**

On Jamestown Hwy at 1282 N. Main St. - 8" C.I.

1165 Sparta Dr. - 8" C.I.

Corner of TN Ave. & St. James Place - 6" PVC

**Water service leaks or repairs:**

146 Stevens St.

173 Charleston Ln.

165 Jeeze Loop

415 Rhodendron Cir.

29 Lee June St.

101 Buchanan St.

486 Dayton Ave.

228 Kitty Ann Dr.

119 Waterview Dr.

976 Genesis Rd.

660 Stanley St.

**Water Taps:**

41 Riverview Court

331 Grove Loop

133 Holly Tree Dr.

603 Holly Tree Dr.

53 Gardensview Dr.

563 TN Ave.

99 Dooley St.

603 Holly Tree Dr. - Irrigation

133 Holly Tree Dr. - Irrigation

491 Lee Dr.

51 Spiers Way

318 Sparta Dr.

378 Sparta Dr.

348 Sparta Dr.

350 Riverchase Dr.

Blueberry Ridge

321 Taylors Chapel Rd.

**Sewer Taps**

41 Riverview Court  
331 Grove Loop  
133 Holly Tree Dr.  
603 Holly Tree Dr.  
53 Gardensview Dr.  
563 TN Ave.  
51 Spiers Way  
318 Sparta Dr.  
378 Sparta Dr.  
348 Sparta Dr.  
350 Riverchase Dr.  
Blueberry Ridge

**Sewer Line Repairs:**

60 Crossville Medical Dr.  
176 Cedar Ridge Ln.

**Grinder pump finals**

1897 S. Main St.  
32 Capitol Dr.  
370 Deerfield Dr.

**Grave Services**

Joel Chase Colton  
Willard Douglas Hoskins  
Malinda Jo Iles  
Richard Esmonde  
Lane McAnally  
Margaret Alleen Smith  
Lasis Walker, Sr.  
Colline Eller  
Anthony Woody

**Next Months Forecast**

Replace AMR meters & ERTs as needed  
Do water & sewer taps & graves  
Repair Grinder pumps & cleanings & maint. checks  
Test Backflows  
Hydrant testing and/or maintenance  
Install a gravity sewer line on 10th St.  
Install Buc-ee's water taps  
Uncover & raise manholes found by sewer rehab contractor  
Install an hydrant on Tabor Dr.  
Install a plug on 6" valve on Genesis Rd. where water line crossing was killed

2021-2022 Building Permits

	County	County	City	City	City & County	City & County	Land Disturbance		Plan	Demo	House		
	Residential	Commercial	Residential	Commmercial	Plumbing	Mechanical	Permits	Sign	Review		Moving	County Fees Paid	City Fees Paid
July	19	0	7	3	24	14	0	0	0	0	1	\$17,322.00	\$12,345.50
August	38	1	13	0	46	15	9	0	1	0	0	\$42,170.50	\$8,966.00
September	23	2	12	2	34	31	4	0	0	1	0	\$29,097.50	\$14,695.00
October	30	0	4	0	35	14	3	0	0	0	0	\$31,729.00	\$4,401.50
November	28	0	10	0	36	19	2	0	0	0	0	\$32,358.00	\$8,445.50
December	62	1	5	1	67	38	7	0	0	0	0	\$72,614.50	\$7,681.00
January													
February													
March													
April													
May													
June													
Total	200	4	51	6	242	131	25	0	1	1	1	\$225,291.50	\$56,534.50

Engineering Projects Report     January 6, 2022		
Project	Current Status	Dates
<b>TDOT 127 South Utility Relocation</b>	The Engineer has developed a relocation plan and submitted the plan to TDOT for deconfliction.	Bid Letting June 17, 2022
<b>TDOT 127 North Utility Relocation Section 1</b>	The Contractor has started installing water line.	Target Completion Date June 30, 2025
<b>TDOT 127 North Utility Relocation Section 4 (Fentress Cumberland County Line)</b>	All final utility plans and information have been submitted to TDOT and we are awaiting construction.	Bid Letting December 10, 2021
<b>TDOT 127 North Utility Relocation Section 2</b>	The Engineer has begun the preliminary design and the City has received the signed contract with TDOT.	Bid Letting December 12, 2023
<b>TDOT 127 North Utility Relocation Section 3</b>	The Engineer has begun the preliminary design and the City has received the signed contract with TDOT.	Bid Letting December 12, 2023
<b>Northwest Connector Phase 3</b>	The Contractor continues the installation of the   pressure sewer   and the gravity sewer casings at the intersection of Genesis Road and Interstate Drive	Total Completion Date July 21, 2023 Finish from Genesis To Stout May 31, 2022
<b>Northwest Connector Phase 2</b>	All appraisals work has been completed and the City is in the process of acquiring property.	Bid Letting 2023
<b>Downtown Sidewalks</b>	The grant has been extended. The City is in the process of acquiring the easements.   The City has applied for a Multimodal Access Grant for the lighting.	
<b>Old Lantana Road, County Seat and Southbend Waterline Replacement</b>	The City has reviewed the plans and the Engineer is revising the plans. A construction start date will be established once the easements are acquired.	
<b>Bridges for Trails at Meadow Park</b>	The Street Department has cut the concrete abutments for the gas line installation. Once the gas line is installed the City will bid the steel bridge.	
<b>Quail Hollow Court</b>	The Exhibit "A" document required for the sale of the property will be updated when the Airport Layout Plan is updated during this year.	
<b>Main Street and Lantana Traffic Signal Replacement</b>	This project is ready to be bid and we are waiting to coordinate this project with the downtown sidewalk project.	
<b>Fourth Street and West Avenue Traffic Signal Replacement</b>	The City has received a draft set of ROW plans.   A utility coordination meeting is forthcoming. This project has low priorities because the City will not have STP funds to fund construction for three to five years.	
<b>Meadow Park Water Filtration Plant Sewer Project</b>	The Engineer has created the exhibits for the easements. The City is in the process of acquiring the easements.	Schedule will be forthcoming
<b>Raw Water Study (Meadow Park Lake Expansion)</b>	TDEC issued a Letter of Concurrence on the stream determination and we are now setting up a meeting with the Army Corp to discuss details of the performance of wetland delineations and stream quantification tool/debit tool scoring of streams.	
<b>Airport Obstruction Removal</b>	The Engineering firm is under way with the environmental document.	
<b>Catoosa 127 North Water Tank</b>	The tank is complete and the TDOT contractor is currently installing the lines to the tank.	
<b>Underwood Street Sidewalk</b>	Acquisition documents have been turned over to the City Attorney so that City Staff can negotiate the acquisitions.	
<b>Tulip Drive Sewer Installation</b>	The plans are complete and the City is awaiting the payment of the fees.	
<b>Airport ALP</b>	The lidar survey has been flown and the data is being processed. The City has received a draft copy of the Exhibit A (Airport property and funding map).	
<b>Meadow Park Water Filtration Master Meters</b>	All construction is complete and we are waiting on the meter manufacture to set up a date for a technical start up of the meters.	Contract Completion August 28, 2021
<b>Industrial Blvd and Highway 127 Intersection Waterline Rehab</b>	Once a funding source is identified, this project is ready to bid and advertise.	
<b>Deer Creek Sewer</b>	HOA of Deer Creek has renewed their sewer permit and they are discussing option for connecting to the City Sewer system.	
<b>TDOT SR 1 Highway 70 Bridge Replacement (Sparta Highway) Utility Relocation</b>	The Engineer is developing the utility relocation plan. TDOT has contacted the City to acquire right of way from the sewer treatment plant property.	Bid Letting May 13, 2022
<b>TDOT SR 24 Highway 70 North Bridge Replacement Utility Relocation</b>	The Engineer is developing the utility relocation plan. TDOT is working out clearance issues with TVA lines and this project's timeline will grow.	Bid Letting August 19, 2022
<b>CoLinx Fire Pump and Tank System</b>	All upgrades have been completed. Capping the line to the tank is all that remains in order to disconnect the tank and the pump. CoLinx has been paid the full approved amount.	
<b>2021 CDBG</b>	The Contractor has completed all designated work shown on the plans and we are in the process of closing the project out.	
<b>Interstate Drive Water Tank (Cotton Patch) Repainting</b>	This project is complete and will be removed from this report.	
<b>Meadow Park Dock Repair</b>	The Contractor has completed all work on the dock and the City has authorized the purchase of the materials to repair the breakwater.	
<b>Little Obed Pedestrian Bridge</b>	The City did not receive any qualifications for the Engineering of this project. Funds for this project will be coming from a ThreeStar grant awarded to the Joint Economic Community Development Board.	
<b>Meadow Park Water Filtration Transfer Pumps</b>	The contract has been forwarded to the contractor for bonds insurance and signatures.	
<b>Miller Avenue Crosswalk</b>	The Contract has been fully executed for the signal and the start date for the contract is the first of the year.	
<b>Airport PAPI Replacement</b>	The Engineer is coordinating the new location of the PAPI with TDOT and the FAA.	
<b>Private Developments</b>		
<b>The Gardens Phase 8 Plat 3</b>	The Final Plat has been approved by the Planning Commission. All utilities have been approved. Paving, base stone and curbing are remaining items to be completed.	
<b>The Gardens Phase 8 Plat 4</b>	The Final Plat has been approved by the Planning Commission. All utilities have been approved. Work has not started on the road.	
<b>Collins Place Subdivision Phase 1</b>	The Developer has started the installation of the sewer.	
<b>First Street Estate Subdivision</b>	The Preliminary Plat has been approved by the Planning Commission. The sewer plans have been approved by TDEC.	
<b>Sky View Meadow Subdivision Phase 2</b>	Utility plans have been submitted to TDEC and the water plans have been approved. The Developer has started the waterline installation.	

## **Airport Committee Meeting Report from FBO: January, 2022**

November Fuel Flow: 8828 gallons  
Avgas: 3038 gallons  
Jet A: 5790 gallons

**December Fuel Flow: 10,011 gallons**  
**Avgas: 1578 gallons**  
**Jet A: 8433 gallons**

Last December Flow: 4037 gallons  
Avgas: 1665 gallons  
Jet A: 2372 gallons

Fuel sales were strong again in December. The monthly number was up 148% year over year and 13.4% over November. The year-over-year increase had to do with the impact covid had on last year's aviation activity. We continue to see good growth in Jet-A transit fuel. We had warm weather in December but a lot of IFR (rain and overcast days) that impacted the ability to flight-train, thus negatively impacting Avgas sales.

Looking forward into the new year, I am concerned about the impact of the omicron variant on business and travel over the next 30 days as the covid-positive numbers continue to surge exponentially. The airlines are already being impacted due to staffing issues as their employees test positive and have to stay out of work for 10-plus days. We are also coming into the seasonally slowest months of the year – January- February due to weather.

We flew 51 hours on the flight-training aircraft in Crossville in December, which was down from November. The decrease in flying had to do with a lot of IFR weather days in Crossville. We start flying with the first scholarship students from Cumberland County School system over the holidays. In January as school starts back, we will ramp up training with the first group of 15 students. We have a phase-in approach so that we can understand how to best accommodate the schedules of the students with aircraft and instructor availability and weather.

We will be adding a third Cessna 172 to the fleet in February. It goes to avionics today for the final stage of its renovation. It will have similar avionics to the other aircraft with an updated Garmin avionics package and factory remanufactured engine.

Azure has partnered with a start-up company in Tennessee, Altisky, which has obtained Tecnam Aircraft dealer/sales rights to an eight-state territory including Tennessee and surrounding states. Tecnam makes single- and twin-engine general aviation aircraft including two- and four-seat trainers and a small multiengine trainer. Our plan is to modernize our aircraft fleet across locations over the next three years with Tecnam Aircraft. We will also be a Tecnam authorized service center at Crossville and eventually in Smyrna. We will get the first Tecnam P2008 in February. We plan to have a Tecnam P2008 in Crossville by mid-summer.

Azure is also working with the Whisper Aero management to design a program to train its engineering team to fly and obtain their private pilot's license. This would be a company-sponsored program for the engineers to gain the experience of piloting aircraft, which will help them in their design work.



**CITY OF CROSSVILLE**  
**BONDS and NOTES**  
(SCHEDULES ATTACHED)

6 Months interest in December and May  
Principal payment in May

			11/30/2021	Due May		12/31/2021
	<u>PAY</u>	<u>INT</u>	<u>LOAN</u>	<u>PRINCIPAL</u>	<u>INTEREST</u>	<u>LOAN</u>
	<u>OUT</u>	<u>RATE</u>	<u>BALANCE</u>	<u>PAYMENT</u>	<u>PAYMENT</u>	<u>BALANCE</u>
GENERAL FUND						
				May-22		
E-911	2024	Variable	\$ 193,000	\$ 63,000	\$ 5,800	\$ 130,000
2020 Series A1 Bonds	2037	4.00%	\$ 3,965,000	\$ 60,000	\$ 50,727	\$ 3,905,000
2020 Series B Bonds	2028	4.27%	\$ 1,915,000	\$ 265,000	\$ 12,046	\$ 1,650,000
2020 Series A2 Bonds	2037	3.00%	\$ 1,165,000	\$ 60,000	\$ 15,112	\$ 1,105,000
			<u>\$ -</u>	<u>\$ -</u>	<u>\$ -</u>	<u>\$ -</u>
			<u>\$ 7,238,000</u>	<u>\$ 448,000</u>	<u>\$ 83,685</u>	<u>\$ 6,790,000</u>

Water & Sewer Fund

2020 Series C Bonds	2050	4.00%	\$ 29,905,000	\$ 545,000	\$ 703,766	\$ 29,360,000
Catoosa's Share			<u>\$ (5,821,326)</u>	<u>\$ (106,090)</u>	<u>\$ (136,995)</u>	<u>\$ (5,715,236)</u>
			\$ 24,083,674	\$ 438,910	\$ 566,771	\$ 23,644,764
2020 Series D Bonds	2027	4.19%	\$ 1,230,000	\$ 200,000	\$ 12,140	\$ 1,030,000
			<u>\$ 25,313,674</u>	<u>\$ 638,910</u>	<u>\$ 578,911</u>	<u>\$ 24,674,764</u>

CATOOSA

2020 Series C Bonds	2050	4.00%	\$ 5,821,326	\$ 106,090	\$ 136,995	\$ 5,715,236	
5/20/2021 RUD Plateau tank 40 yrs	2061	1.75	\$ 888,717	\$ 15,544	\$ 15,428	\$ 873,173	monthly payment
			<u>\$ 6,710,043</u>	<u>\$ 121,634</u>	<u>\$ 152,423</u>	<u>\$ 6,588,409</u>	
<b><u>TOTALS (WATER &amp; SEWER FUND)</u></b>			<u>\$ 32,023,717</u>	<u>\$ 760,544</u>	<u>\$ 731,334</u>	<u>\$ 31,263,173</u>	

TOTAL \$ 38,053,173

Water/Sewer Fund						
	Grant	Local	Total	Money Spent	Money Received	To Be Received
Catoosa water tank - Hwy. 127N	\$160,500.00	\$1,309,500.00	\$1,470,000.00	\$1,351,865.00	\$1,050,500.00	\$419,500
Sewer Rehab	\$525,060.00	\$58,340.00	\$583,400.00	\$ 438,887	\$ 415,052.00	
General Fund						
	Grant	Local	Total	Money Spent	Money Received	To Be Received
Bulletproof vests	\$36,781.44	\$36,781.44	\$73,562.88	\$63,932.12	\$36,793.78	
Alcohol Saturation-2019	\$25,000.00	\$0.00	\$25,000.00			
Drug Task Force Overtime	\$18,000.00	\$0.00	\$18,000.00			
Airport Maintenance 21-22	\$15,000.00	\$0.00	\$15,000.00	\$2,336.27	\$2,219.46	
Airport Layout Plan	\$190,000.00	\$10,000.00	\$200,000.00	\$28,492.59	\$ 19,601.36	
Downtown Sidewalks/Lights	\$1,299,651.36	\$324,912.84	\$1,624,564.20			
Northwest Connector 3	\$1,006,137.00	\$251,534.00	\$1,257,671.00	\$ 1,202,600.21	\$ 960,839.12	
Northwest Connector 2	\$458,648.00	\$114,662.00	\$573,310.00	\$60,300.00	\$48,240.00	\$419,500.00